

TX-28LD4DPL Service Manual

Safety

Specifications

Parts List

Service
Information

Adjustments

Self Check

Service Hints

Mechanical
View

Disassembly

Location of
Controls

Waveforms

Block Diagrams

Schematic Diagrams

PCB Views

Service Support

Service and repair of this product is supported by Panasonic's LUCI interface.

This interface provides a link between the TV and a standard PC to allow a number of diagnostic and control functions to be performed.

For more details contact your local Panasonic company.


BACK

EXIT

Audio

Control

Dolby

Power supply

Video

←
BACK

C - PCB

E - PCB

K - PCB

Y - PCB

←
BACK

C - Schematic

E - Schematic

H - Schematic

K - Schematic

N - Schematic

Y - Schematic

←
BACK

Service Manual



Colour Television TX-28LD4DPL

EURO4 Chassis

SPECIFICATIONS

Power Source:	220-240V AC, 50Hz
Power Consumption:	116W
Aerial Impedance:	75Ω unbalanced, Coaxial Type
Stand-by Power Consumption:	1,8W
Receiving System:	PAL I (UHF/VHF), PAL 525/60 M.NTSC NTSC (AV only)
Receiving Channels:	UHF E21 - E69 VHF A1 - S20
Intermediate Frequency:	Video 39,5MHz Audio 33,5MHz, 32,95MHz Colour 35,07MHz (PAL)
Video/Audio Terminals:	
AV1 IN	Video (21 pin) 1V p-p 75Ω Audio (21 pin) 500mV rms 10kΩ RGB (21 pin)
AV1 OUT	Video (21 pin) 1V p-p 75Ω Audio (21 pin) 500mV rms 1kΩ
AV2 IN	Video (21 pin) 1V p-p 75Ω Audio (21 pin) 500mV rms 10kΩ S-Video IN Y: 1V p-p 75Ω (21-pin) C:0.3V p-p 75Ω
AV2 OUT	Video (21 pin) 1Vp-p 75Ω Audio (21 pin) 500mV rms 1kΩ Selectable output (21 pin)
AV3 IN	Audio (RCAX2) 500mV rms 10kΩ Video (RCAX1) 1V p-p 75Ω

Dolby Surround Out (Rear)	5 x Dolby Surround Out RCA External Speaker connections 2 x Rear 1 x Centre 1 x External Bass(3D Subwoofer)
High Voltage:	28,5kV ±1kV
Picture Tube:	A66ECF50X41 66cm
Audio Output: (Music Power)	Front Left/Right 2 x 20W External Centre 20W External Bass 26W Surround 2 x 15W 8Ω Impedance
Headphones:	8Ω Impedance 3,5 mm

Accessories supplied :	Remote Control 2 x R6 (UM3) Batteries TS-600DP Video cabinet / Speaker pack
-------------------------------	---

Dimensions:	
Height:	596,5 mm
Width:	778 mm
Depth:	481 mm

Net weight:	33kg
--------------------	------

Specifications are subject to change without notice.
Weights and dimensions shown are approximate.

NOTE: This Service Manual should be used in conjunction with the EURO4 Technical Guide.

CONTENTS

SAFETY PRECAUTIONS.....	2
SERVICE HINTS.....	3
SERVICE POSITION.....	4
ADJUSTMENT PROCEDURE.....	5
ADJUSTMENT PROCEDURE AND SELF-CHECK.....	6
WAVEFORM PATTERN TABLE.....	7
ALIGNMENT SETTINGS.....	8
BLOCK DIAGRAMS.....	9
PARTS LOCATION.....	14
REPLACEMENT PARTS LIST.....	15
SCHEMATIC DIAGRAMS.....	26
CONDUCTOR VIEWS.....	32

SAFETY PRECAUTIONS

GENERAL GUIDE LINES

1. It is advisable to insert an isolation transformer in the AC supply before servicing a hot chassis.
2. When servicing, observe the original lead dress in the high voltage circuits. If a short circuit is found, replace all parts that have been overheated or damaged by the short circuit.
3. After servicing, see that all the protective devices such as insulation barriers, insulation papers, shields and isolation R-C combinations are correctly installed.
4. When the receiver is not being used for a long period of time, unplug the power cord from the AC outlet.
5. Potentials as high as 29,5kV are present when this receiver is in operation. Operation of the receiver without the rear cover involves the danger of a shock hazard from the receiver power supply. Servicing should not be attempted by anyone who is not familiar with the precautions necessary when working on high voltage equipment. Always discharge the anode of the tube.
6. After servicing make the following leakage current checks to prevent the customer from being exposed to shock hazard.

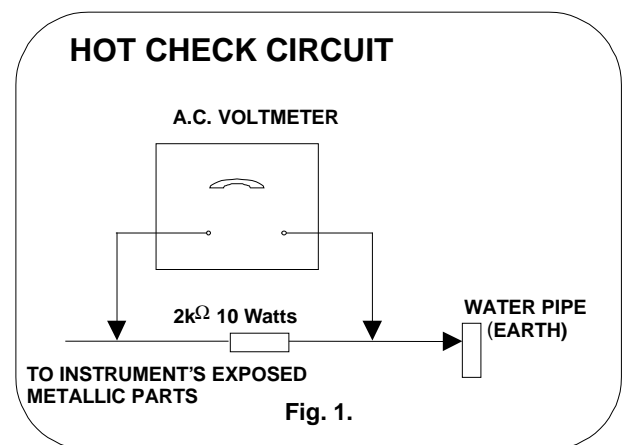
LEAKAGE CURRENT COLD CHECK

1. Unplug the AC cord and connect a jumper between the two prongs of the plug.
2. Turn on the receiver's power switch.
3. Measure the resistance value with an ohmmeter, between the jumpered AC plug and each exposed metallic cabinet part on the receiver, such as screw heads, aerials, connectors, control shafts etc. When the exposed metallic part has a return path to the chassis, the reading should be between 4M ohm and 20M ohm. When the exposed metal does not have a return path to the chassis, the reading must be infinite.

LEAKAGE CURRENT HOT CHECK

1. Plug the AC cord directly into the AC outlet. Do not use an isolation transformer for this check.
2. Connect a 2k Ω 10W resistor in series with an exposed metallic part on the receiver and an earth, such as a water pipe.
3. Use an AC voltmeter with high impedance to measure the potential across the resistor.
4. Check each exposed metallic part and check the voltage at each point.
5. Reverse the AC plug at the outlet and repeat each of the above measurements.

6. The potential at any point should not exceed 1.4 Vrms. In case a measurement is outside the limits specified, there is a possibility of a shock hazard, and the receiver should be repaired and rechecked before it is returned to the customer.



X-RADIATION WARNING

1. The potential sources of X-Radiation in TV sets are the high voltage section and the picture tube.
2. When using a picture tube test jig for service, ensure that the jig is capable of handling 29,5kV without causing X-Radiation.


NOTE: It is important to use an accurate periodically calibrated high voltage meter.

1. Set the brightness to minimum.
2. Measure the high voltage. The meter should indicate :- 28,5kV \pm 1kV.
If the meter indication is out of tolerance, immediate service and correction is required to prevent the possibility of premature component failure.
3. To prevent any X-Radiation possibility, it is essential to use the specified tube.

SERVICE HINTS

How to remove the rear cover

1. Remove the 12 screws as shown in Fig.2.



SCREWS
Fig.2.

LOCATION OF CONTROLS






Fig.3.

HOW TO MOVE THE CHASSIS INTO SERVICE POSITION

1. Remove the bead clammer from the mains lead and attach to the degauss coil, shown in **Fig.5**.
2. Hold and lift the rear of the E-PCB chassis and gently pull the chassis toward you, as shown in **Fig.4**.
3. Release the respective wiring clips and rotate the chassis horizontally through 90°, anti-clockwise.
4. Move the EHT lead around to the left side of the CRT neck.
5. Elevate the front of the chassis.
6. Clip the chassis frame onto the bead clammer, on the degauss coil, as shown in **Fig.5**.
7. Locate the base of the chassis frame into the hole (marked A), shown in **Fig.6**.
8. After servicing remove the bead clammer and ensure all wiring is returned to its original position before returning the receiver to the customer.



ADJUSTMENT PROCEDURE

The remote control is used for entering and storing adjustments, with the exception of Cut-off adjustments, which must always be done prior to service adjustment. Perform adjustments in accordance with screen display. The display on the screen also specifies the software version as well as the approx. setting values. The adjustment sequence for the service mode is indicated below.

1. Set the Bass to maximum position, set the Treble to minimum position, press the F button followed by the volume down button on the customer controls at the front of the TV and at the same time press the "INDEX" button on the remote control, this will place the TV into the Service Mode.
2. Press the **RED / GREEN** buttons to step up / down through the functions.
3. Press the **YELLOW / BLUE** buttons to alter the function values.
4. Press the **STR** button after each adjustment has been made to store the required values.
5. To exit the Service Mode, press the "N" button.

NOTE: This TV also has the option of using a Memory Pack which enables you to copy the preset TV channels into the Memory Pack and then download them onto this or any other EURO-4 TV set.

TV to Memory Pack process

1. Plug the memory pack into the AV1 21 pin terminal at the back of the TV and switch the TV on.
2. Go into Service Mode as explained above. The screen will show :-

Program
External>>TV

3. Press the **BLUE** button on the remote control. The screen will show :-

Program
TV>>External

4. Press the **STR** button on the TV. The screen will show :-

Please Wait

5. All the tuning information stored inside the TV will now be transferred to the Memory Pack. This process will take 2-3 minutes to complete and when finished the screen will show :-

Complete

Memory Pack to TV process

1. Plug the memory pack into the AV1 21 pin terminal at the back of the TV and switch the TV on.
2. Go into Service Mode as explained above. The screen will show :-

Program
External>>TV

3. Press the **STR** button on the TV. The screen will show :-

Please Wait

4. All the tuning information stored inside the Memory Pack will now be transferred to the TV. This process will take 2-3 minutes to complete and when finished the screen will show :-

Complete

5. The tuning information from the Memory Pack has now been copied into the TV.
6. To exit from the Service Mode press the "N" button.
7. The process has now been completed and the Memory Pack can now be removed.

ERRORS

If an error occurs while using the Memory Pack the TV will detect this and the screen will show :-

Error !!

If this happens then press the "N" button and repeat the process that was being used. If the errors continue to occur then check the connectors between the TV and the memory pack and check the 9V battery inside the memory pack.

ADJUSTMENT PROCEDURE

Item / Preparation	Adjustments																								
+B SET-UP 1. Receive a Greyscale signal. 2. Set the controls :- Brightness Minimum Contrast Minimum Volume Minimum	1. Set the +B voltage up as follows:- Adjust R811 so that B2 shows $148V \pm 1V$. 2. Confirm the following voltages. <table style="width: 100%; border: none;"> <tr> <td>B9</td> <td>5 ± 0,25V</td> <td>B10</td> <td>5 ± 0,25V</td> </tr> <tr> <td>B5</td> <td>12 ± 0,5V</td> <td>B11</td> <td>33 ± 1,5V</td> </tr> <tr> <td>B4</td> <td>16 ± 1V</td> <td>B7</td> <td>8 ± 0,5V</td> </tr> <tr> <td>B12</td> <td>26 ± 1V</td> <td>B8</td> <td>5,5 ± 0,5V</td> </tr> <tr> <td>B3</td> <td>41 ± 1,5V</td> <td>B13</td> <td>15 ± 1V</td> </tr> <tr> <td>B1</td> <td>200 ± 10V</td> <td>B14</td> <td>-15 ± 1V</td> </tr> </table>	B9	5 ± 0,25V	B10	5 ± 0,25V	B5	12 ± 0,5V	B11	33 ± 1,5V	B4	16 ± 1V	B7	8 ± 0,5V	B12	26 ± 1V	B8	5,5 ± 0,5V	B3	41 ± 1,5V	B13	15 ± 1V	B1	200 ± 10V	B14	-15 ± 1V
B9	5 ± 0,25V	B10	5 ± 0,25V																						
B5	12 ± 0,5V	B11	33 ± 1,5V																						
B4	16 ± 1V	B7	8 ± 0,5V																						
B12	26 ± 1V	B8	5,5 ± 0,5V																						
B3	41 ± 1,5V	B13	15 ± 1V																						
B1	200 ± 10V	B14	-15 ± 1V																						
CUT OFF / Ug2 Test 1. Receive a Greyscale signal. 2. Degauss the tube externally. 3. Set the TV into Service Mode 1. 4. Select Cut off mode.	To adjust Cutoff connect an oscilloscope to the Blue cathode, adjust "cutoff" value using the "Yellow" and "Blue" buttons until the black level is $160V \pm 5V$ press "STR" to store the value. Remove the oscilloscope. Select Ug2 adjustment and adjust the screen VR until the display shows "O.K."																								

SELF CHECK

Self-check is used to automatically check the bus lines and hexadecimal code of the TV set. To get into the Self-Check mode press the down (-/v) button on the customer controls at the front of the set, at the same time pressing the **STATUS** button on the remote control, and the screen will show :-

VDP	O.K.	PCB	O.K.
TUN	O.K.	Cab	O.K.
E2	O.K.	Sum	Factory use only
MSP	O.K.		
DPL	O.K.		
OPTION 1	30		
OPTION 2	0C		
OPTION 3	0A		
OPTION 4	09		
OPTION 5	A1		
OPTION 6	31		

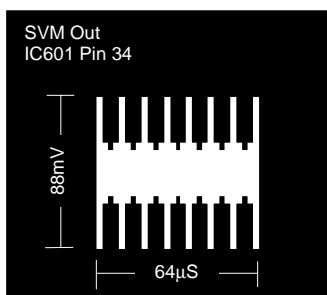
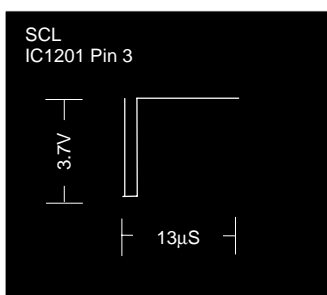
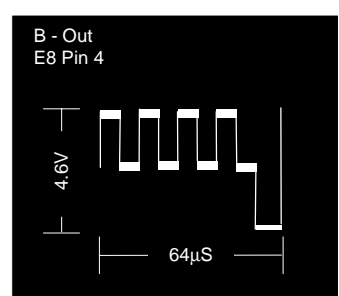
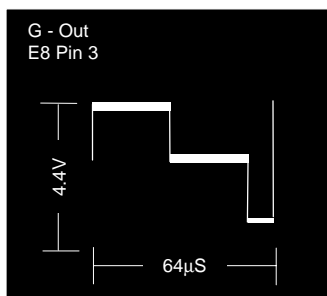
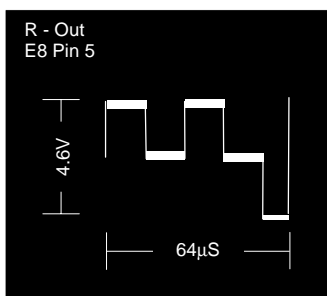
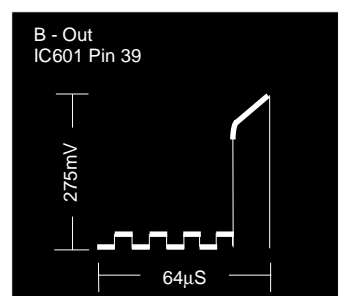
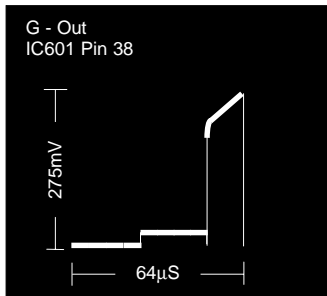
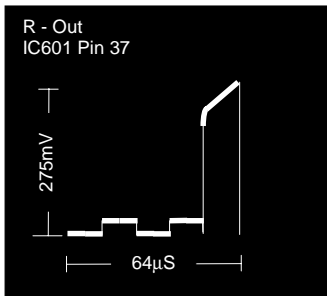
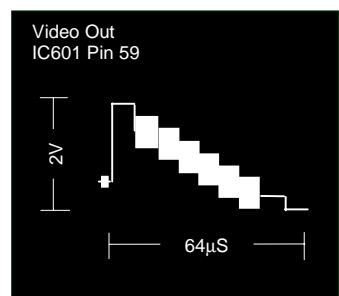
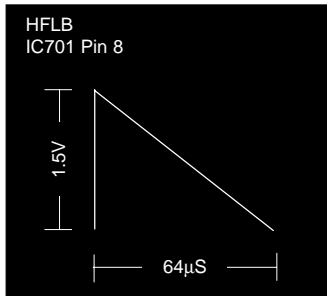
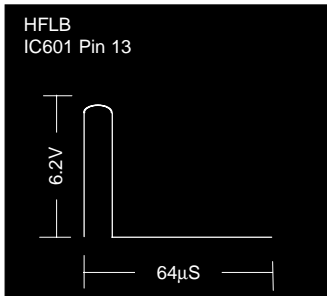
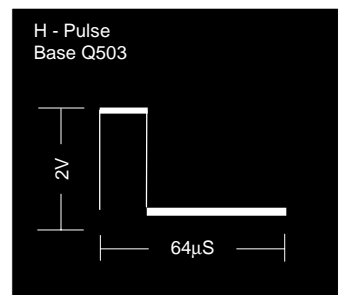
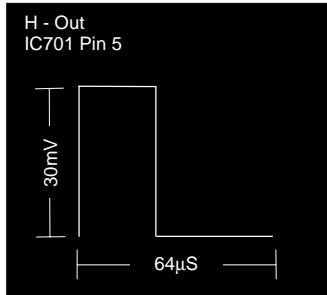
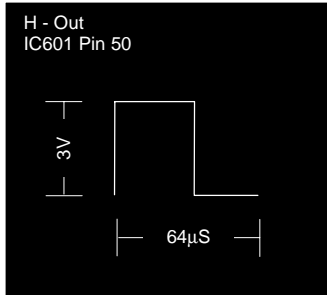
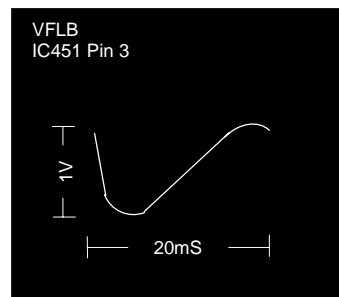
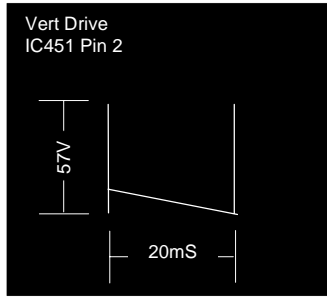
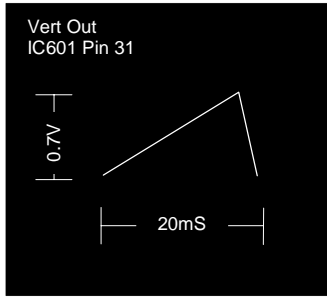
If the CCU ports have been checked and found to be incorrect or not located then " - - " will appear in place of "O.K.".

Service Aids

To aid in the service of our current chassis there are a number of Service Aids which have been made available.

- **LUCI** (Linked Utility Computer Interface)
 Part number: TZS6EZ002
 This contains interface and cables for connecting TV service connector and a PC as well as diagnostic software. As new models are introduced upgrade software will become available.
- **VICI** (Visual Interactive Computer Information)
 These C.D.'s contain multimedia documentation providing quick access to service information.
 Part No. TZS7EZ006 & TZS7EZ005
 1. Service Manuals
 2. Instruction Books
 3. Technical Information
- **TASMIN** (Technically Advanced System for Multimedia Interactive Notes)
 As well as providing a first step towards more interactive training this product also achieves quick access to Technical Information.

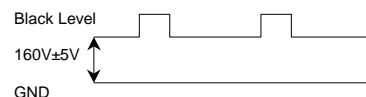
WAVEFORM PATTERN TABLE



ALIGNMENT SETTINGS

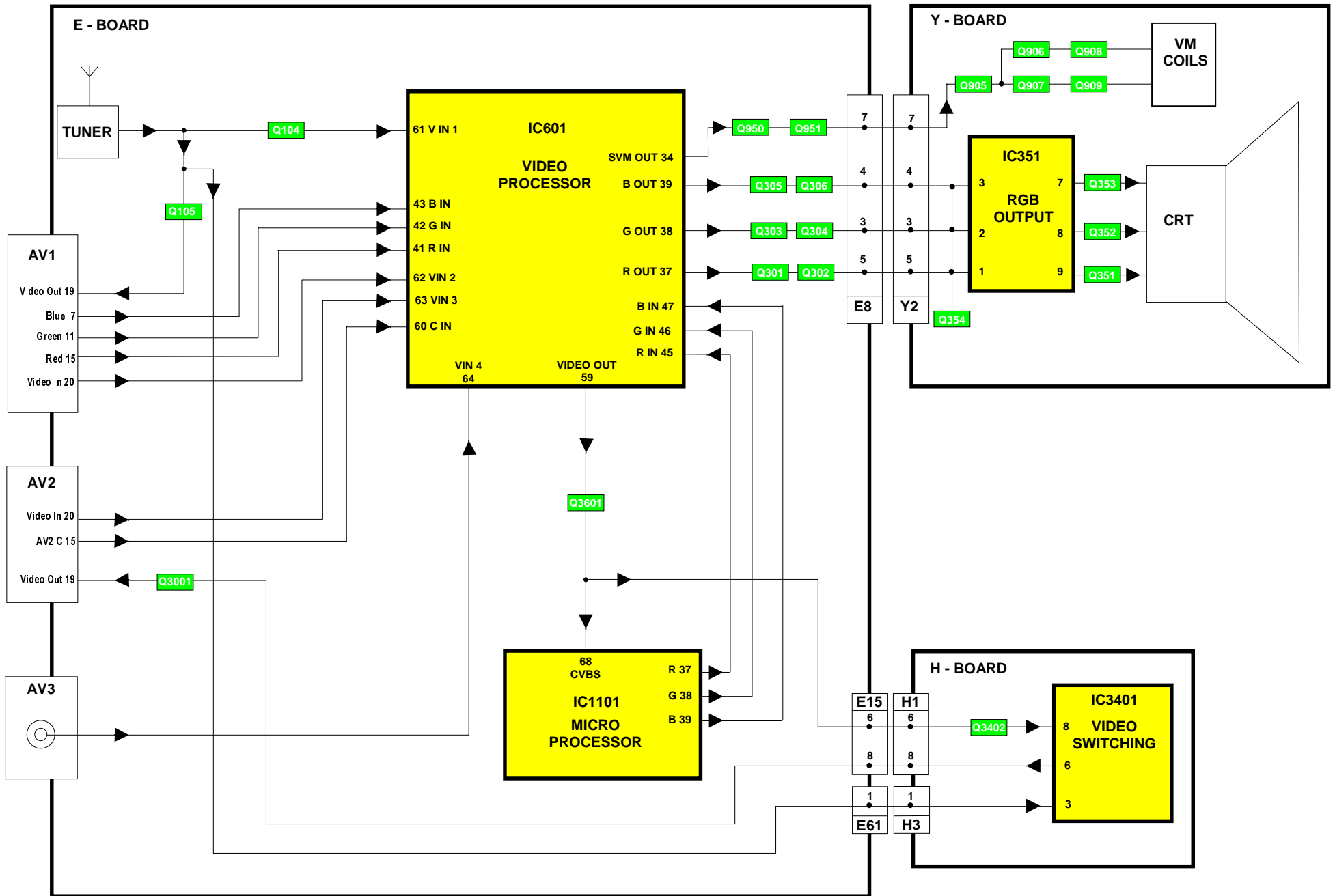
(The figures below are nominal and used for representative purposes only.)

Alignment Function		Settings / Special features
Horizontal Position	H-Pos 061	Optimum setting.
Vertical Position	V-Pos 005	Optimum setting.
Horizontal Amplitude	H-Amp 055	Optimum setting.
Vert. Amplitude	V-Amp 054	Optimum setting.
EW-amplitude	E/W-Amp1 -128	Optimum setting.
EW-amplitude	E/W-Amp2 006	Optimum setting.
Trapezium-comp	Trapez-1 047	Optimum setting.
Trapezium-comp	Trapez-2 -128	Optimum setting.
Vertical Linearity	V-Lin 006	Optimum setting.
Vertical Symmetry	V-Sym 002	Optimum setting.
DVCO	DVCO -005	Receive a PAL Colour Bar Pattern. For DVCO alignment press " Blue " button, wait until the colours are changing slowly and press " STR ".
Cut-off DC	Cut-off 0171	To adjust Cutoff connect an oscilloscope to the blue cathode, adjust "cutoff" value using the " Yellow " and " Blue " buttons until the black level is $160V \pm 5V$ press " STR " to store the value. Remove the oscilloscope. Select Ug2 adjustment and adjust the screen VR until the display shows "O.K."
Ug2 Test	Ug2 055 O.K.	
Highlight Lowlight	High 0902 0777 0864 Low 0117 0132 0112	Optimum setting.
Sub-Brightness	Sub-Brightness 255	Optimum setting.

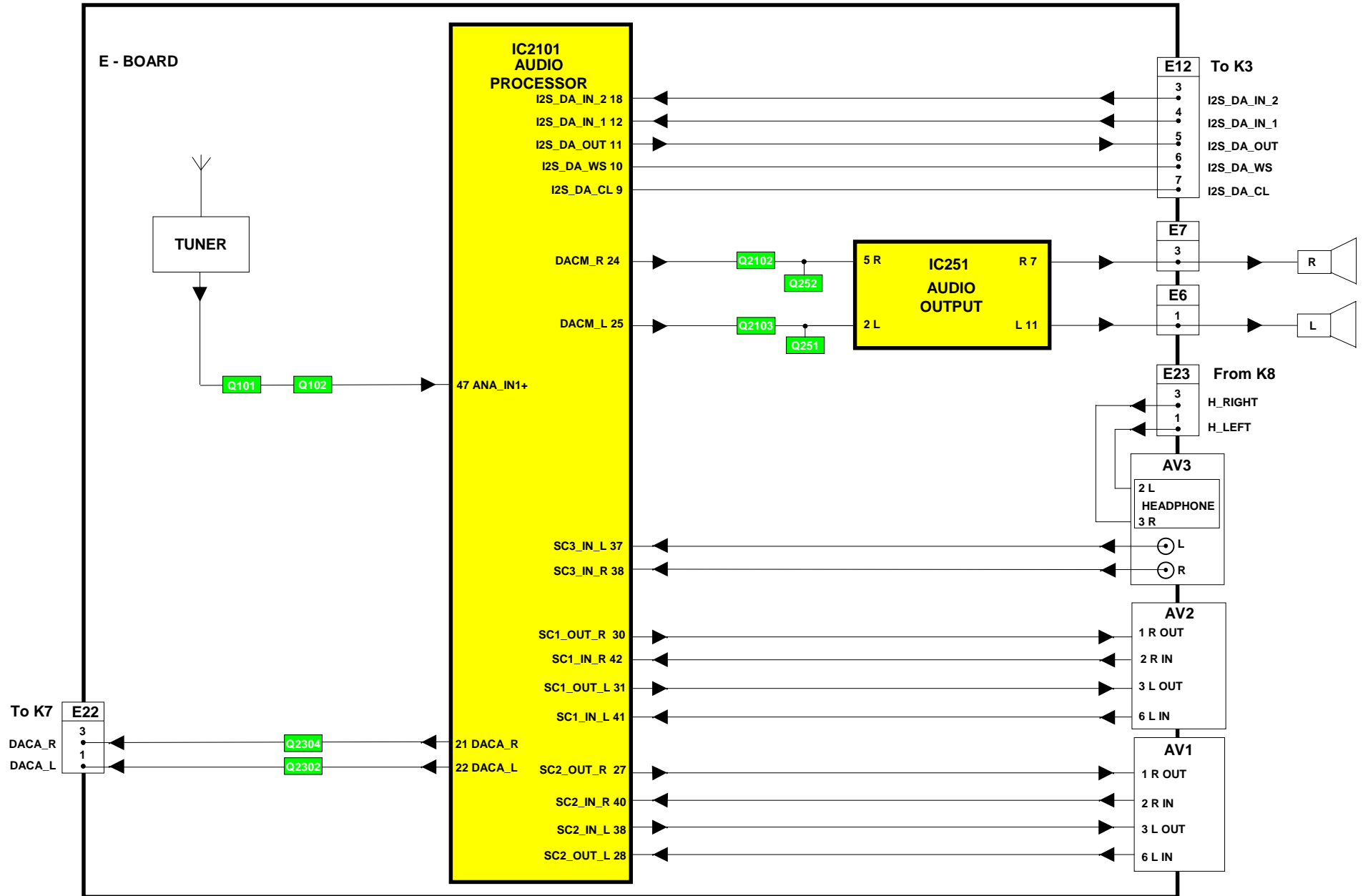


VIDEO BLOCK DIAGRAM

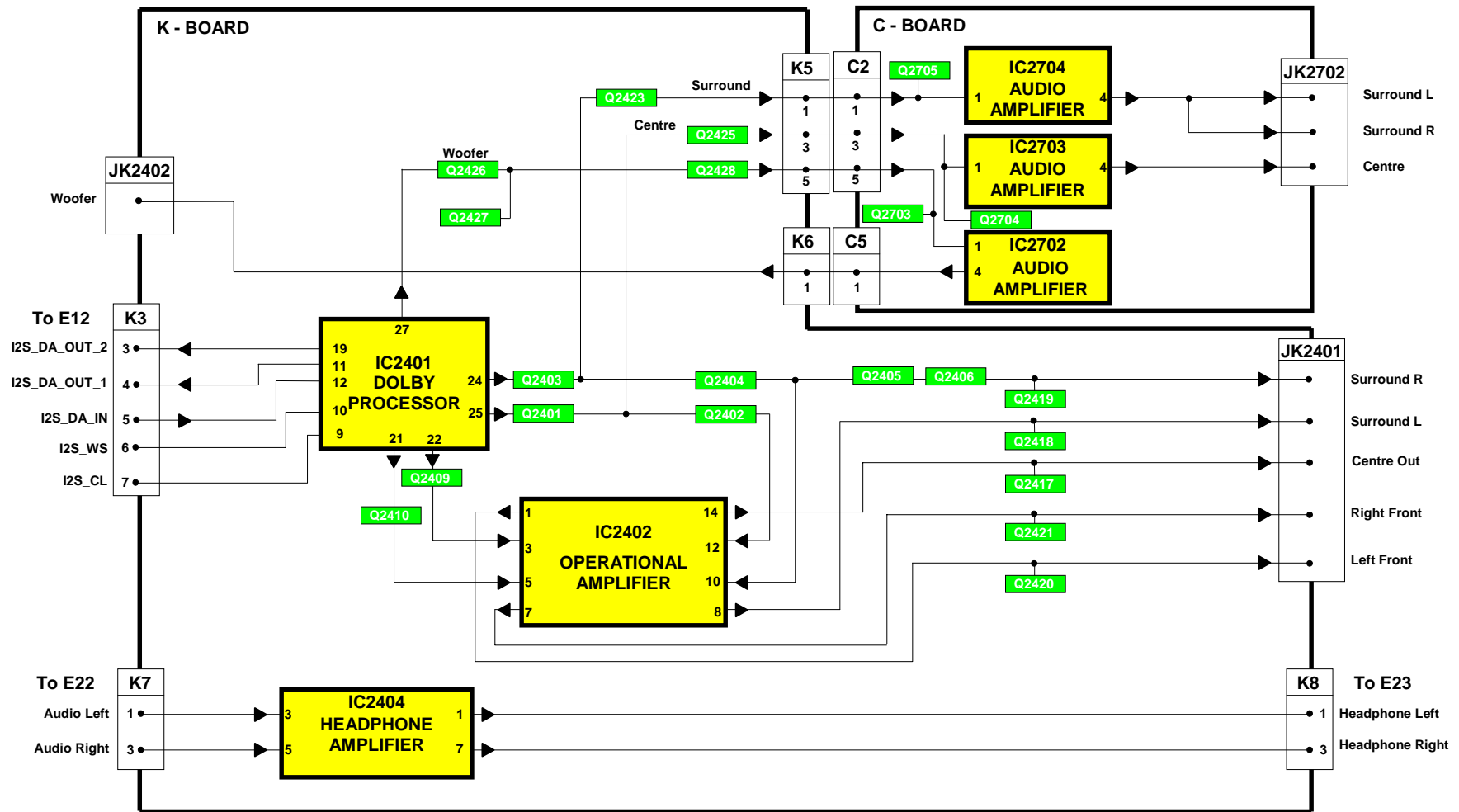
6



AUDIO BLOCK DIAGRAM

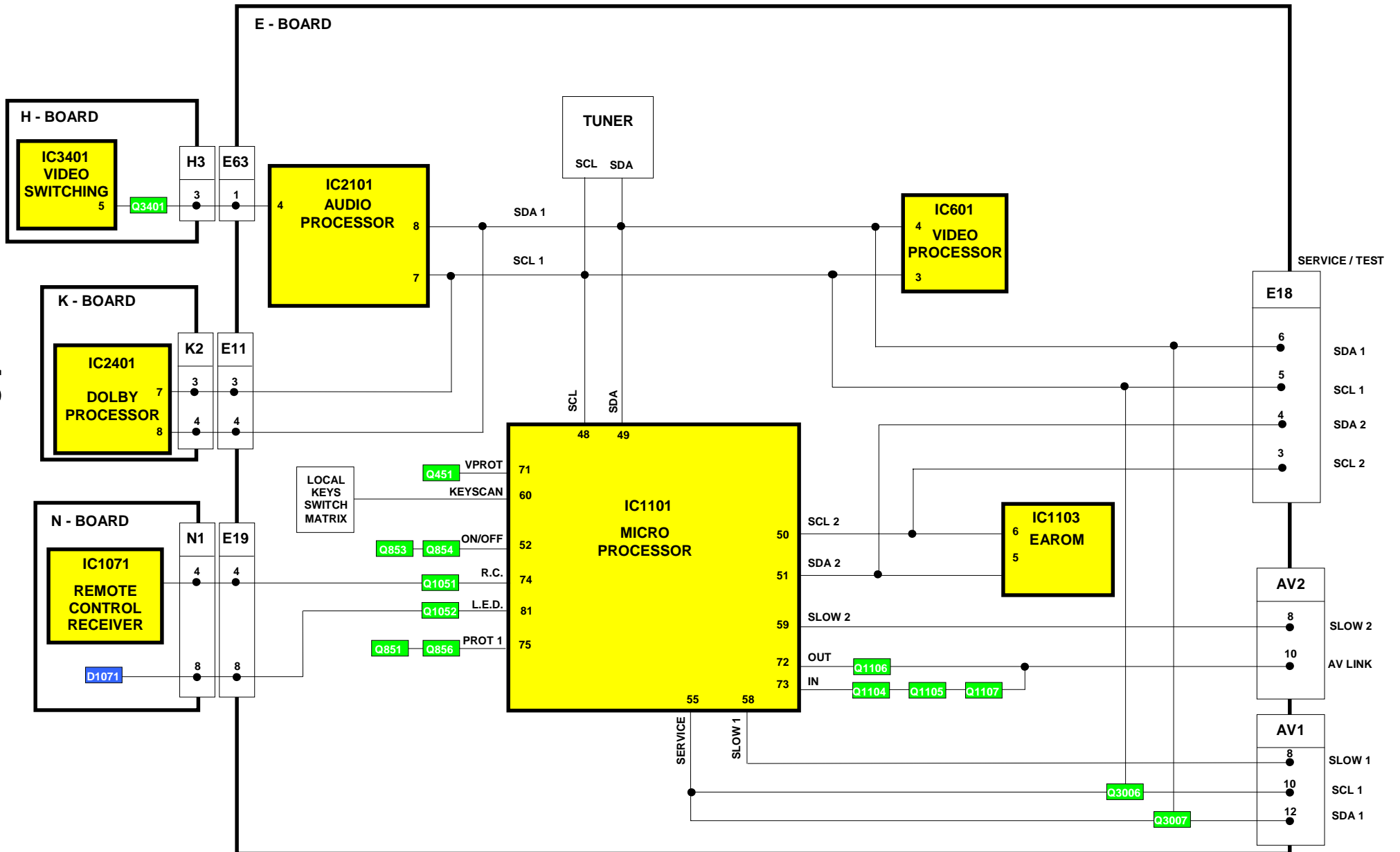


DOLBY BLOCK DIAGRAM

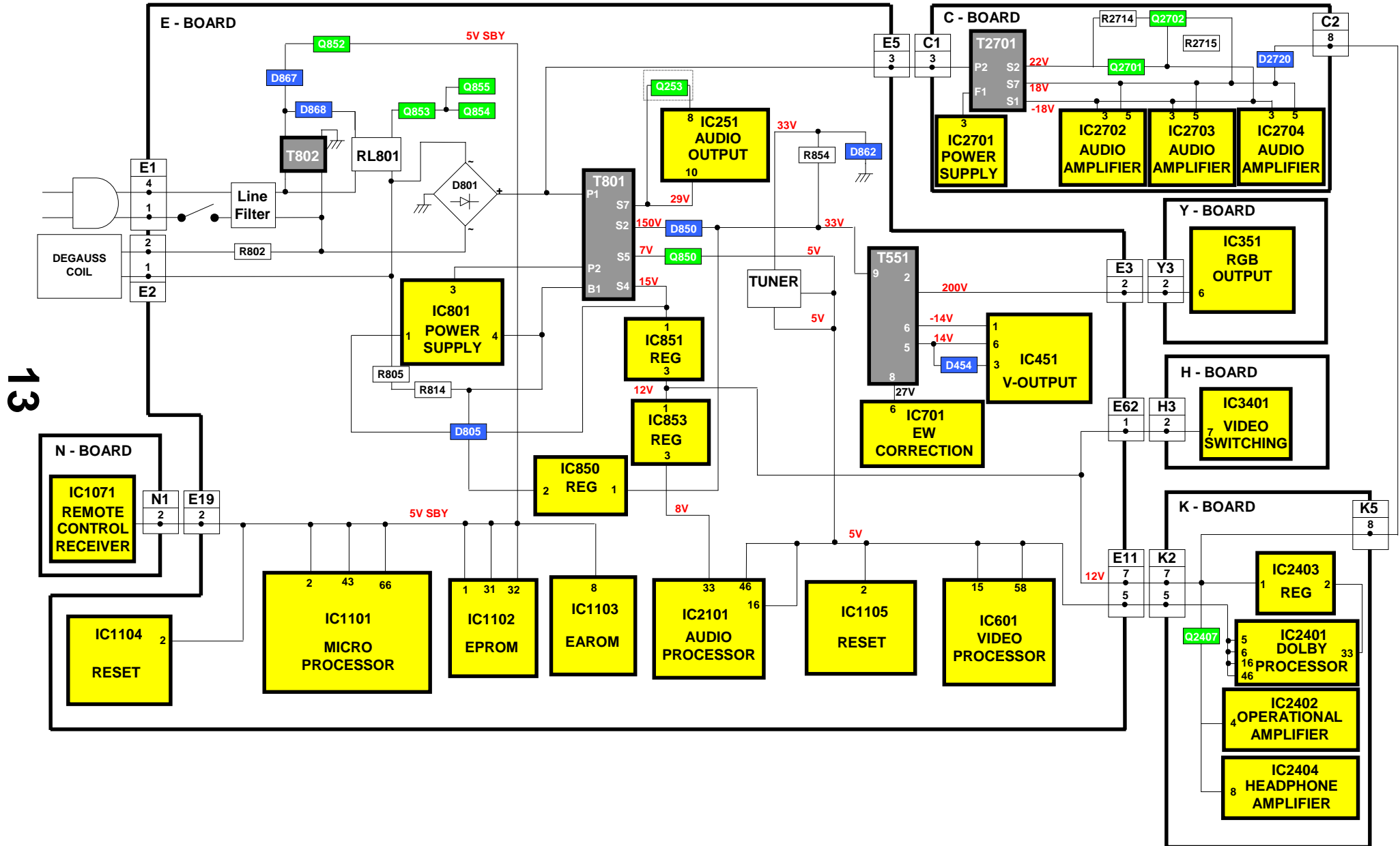


CONTROL BLOCK DIAGRAM

12



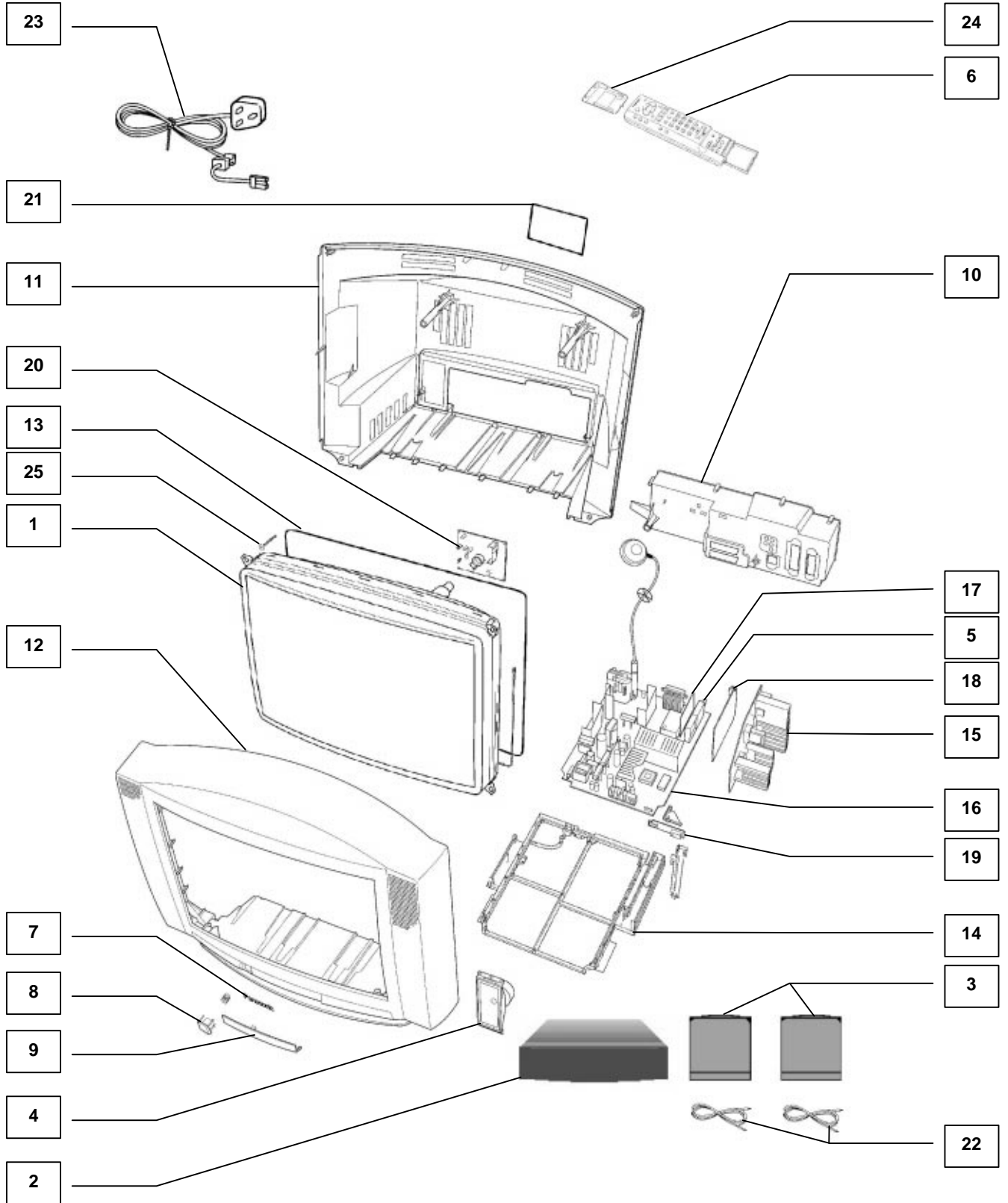
POWER SUPPLY BLOCK DIAGRAM



13


PARTS LOCATION

















NOTE:
The numbers on the exploded view below refer to the mechanical section of the Replacement Parts List.






REPLACEMENT PARTS LIST

Important Safety Notice

Components Identified by  mark have special characteristics important for safety.
 * When replacing any of these components, use only manufacturers specified parts.
 In case of ordering these spare parts, please always add the complete Model-Type number to your order.











Cct Ref	Parts Number	Description	
MECHANICAL PARTS			
1	A66ECF50X41	C.R.T.	
2	EAS8E250-A	SUB WOOFER CENTRE SPK	
3	EAS8E300-A	SURROUND SPEAKER	
4	EASG15S506A2	SPEAKER	
5	ENG27508G	TUNER	
6	EUR511200	REMOTE CONTROL	
7	TBM8E1728	PANASONIC BADGE	
8	TBX8E050	POWER BUTTON	
9	TKP8E1223	DOOR LID	
10	TKP8E1233	AV COVER	
11	TKU8E00320	BACK COVER	
12	TKY8E301	CABINET	
13	TLK8E05140	DEGAUSS COIL	
14	TMX8E020	CHASSIS FRAME	
15	TNP8EC003AB	C P.C.B.	
16	TNP8EE009AX	E P.C.B.	
17	TNP8EH002AA	H P.C.B.	
18	TNP8EK005AB	K P.C.B.	
19	TNP8EN016AD	N P.C.B.	
20	TNP8EY012AC	Y P.C.B.	
21	TQF8E2663	MODEL LABEL	
22	TSX8E0015S	DOLBY SPEAKER WIRE12M	
23	TSX8E0025	POWER CORD	
24	UR51EC904A	BATTERY COVER (REMOTE)	
25	VP17005-32	CRT FIXING SCREW	
MISCELLANEOUS COMPONENTS			
	31221212478	FIX CLIP	
	832AG11D-ESL	I.C. SOCKET	
	F9-4-220	RELAY	
	PCS-084A-1	84 PIN SOCKET	
	TBM8E1615	PRESET LABEL	
	TBM8E1856	REAR AV LABEL	
	TEK6940	LID CATCH	
	TES8E015	POWER BUTTON SPRING	
	TKJ8E010	FRONT GRILLE	
	TMW8E027	LED HOLDER	
	TPC8E4659	OUTER CARTON	
	TPD8E655	TOP CUSHION	
	TPD8E656	BOTTOM CUSHION	
	TPD8E680	VIDEO CABINET CUSHIONS	
	UM-3DJ-2P	BATTERY PACK	
	VS-LD4DP	VIDEO CABINET	
	ZTUZAE550A	ANODE LEAD	
PKN1	TMX8E022	DOLBY BRACKET	
RL801	TSE1885-1	RELAY	
R802	232266296706	THERMISTOR	
S351	0330550049	CRT SOCKET	
INSTRUCTION BOOKS			
	TQB8E2547-1	ENGLISH	

Cct Ref	Parts Number	Description	
I.C.s			
IC251	LA4282	AUDIO OUTPUT	
IC351	TDA6103Q-N3	R.G.B. AMPLIFIER	
IC451	LA7845N	VERTICAL OUTPUT	
IC601	VDP3108BPPB1	VIDEO PROCESSOR	
IC701	TEA2031A	HORIZONTAL OUTPUT	
IC801	STRF6654LF51	POWER SUPPLY	
IC850	SE140N	ERROR AMPLIFIER	
IC851	L78M12MRB	12V REGULATOR	
IC853	AN78L08TA	8V REGULATOR	
IC1071	RPM6937-V4	LED RECEIVER	
IC1101	SDA5450C47	MICRO PROCESSOR	
IC1102	27C2001-G01	EPROM *	
IC1103	XGL2-02CL	EAROM *	
IC1104	MN1381-R(TA)	DIODE	
IC1105	MN1381-T(TA)	DIODE	
IC2101	MSP3410DPOB4	AUDIO PROCESSOR	
IC2401	DPL3519APOA1	DOLBY PROCESSOR	
IC2402	AN6554	OPERATIONAL AMPLIFIER	
IC2403	AN78L08TA	8V REGULATOR	
IC2404	NJM4556AD	HEADPHONE AMPLIFIER	
IC2701	STR10006-S	POWER SUPPLY	
IC2702	TDA2030AV	AUDIO AMPLIFIER	
IC2703	TDA2030AV	AUDIO AMPLIFIER	
IC2704	TDA2030AV	AUDIO AMPLIFIER	
IC3401	TEA2114	AV SWITCHING	
FUSES			
F802	19181-3.15	FUSE	
F8021	EYF52BC	FUSE HOLDER	
F8022	EYF52BC	FUSE HOLDER	
R2710	TSF19252	FS LINK	
R2711	TSF19632	FS LINK	
DIODES			
D251	MA2180TP	DIODE	
D253	MA700TA5	DIODE	
D254	MA700TA5	DIODE	
D354	1SR124-4AT82	DIODE	
D355	1SR124-4AT82	DIODE	
D356	1SR124-4AT82	DIODE	
D357	MA165TA5	DIODE	
D358	MA165TA5	DIODE	
D359	MA165TA5	DIODE	
D360	MTZJT-7715A	DIODE	
D361	MA165TA5	DIODE	
D362	MA165TA5	DIODE	
D363	MA165TA5	DIODE	
D364	MA165TA5	DIODE	
D453	MA165TA5	DIODE	
D454	ERA15-02V3	DIODE	
D456	MTZJT-775.6C	DIODE	
D457	MA165TA5	DIODE	
D501	MA165TA5	DIODE	

Cct Ref	Parts Number	Description
D502	1SR124-4AT82	DIODE
D511	MA4047	DIODE
D551	ERD07-15L7	DIODE
D552	RU3LFA1	DIODE
D553	1SR124-4AT82	DIODE
D554	1SR124-4AT82	DIODE
D556	MA165TA5	DIODE
D557	1SR124-4AT82	DIODE
D558	1SR124-4AT82	DIODE
D601	DAN217T146	DIODE
D603	DAN217T146	DIODE
D605	DAN212KT146	DIODE
D606	MA165TA5	DIODE
D607	MA4051	DIODE
D609	1SR124-4AT82	DIODE
D615	STZ6.2NT146	DIODE
D616	STZ6.2NT146	DIODE
D701	MA165TA5	DIODE
D702	MTZJT-775.1C	DIODE
D704	MA29TA5	DIODE
D705	MTZJT-775.6C	DIODE
D801	RBV-608LF-B	DIODE
D803	1SR124-4AT82	DIODE
D804	1SR124-4AT82	DIODE
D805	TLP621GR-LF2	PHOTO COUPLER
D806	1SR124-4AT82	DIODE
D850	RU4BLF-L1	DIODE
D851	MTZJT776.2B	DIODE
D852	MA165TA5	DIODE
D853	MA2180BLFS	DIODE
D854	TVSRU2AMLFA5	DIODE
D855	FML22SLF610	DIODE
D856	RU4AMLF-M1	DIODE
D857	MTZJT-775.1C	DIODE
D858	MA165TA5	DIODE
D859	MA165TA5	DIODE
D861	MA165TA5	DIODE
D862	MTZJT-7736A	DIODE
D863	MA165TA5	DIODE
D865	MA165TA5	DIODE
D866	MA165TA5	DIODE
D867	EK06-V0	DIODE
D868	1N4150T-77	DIODE
D869	1N4150T-77	DIODE
D870	MA165TA5	DIODE
D871	1N4150T-77	DIODE
D873	MTZJT-775.6C	DIODE
D874	1SR124-4AT82	DIODE
D875	BZX79A75A26A	DIODE
D901	MA165TA5	DIODE
D902	MA165TA5	DIODE
D904	MA165TA5	DIODE
D905	MA165TA5	DIODE
D906	RLS72TE-11	DIODE
D1071	SLR56UR3FS	LED
D1072	MTZJT-778.2C	DIODE
D1101	MA165TA5	DIODE
D1102	MA165TA5	DIODE
D2101	MA723TA5	DIODE
D2102	MA723TA5	DIODE
D2103	MA723TA5	DIODE
D2104	MA723TA5	DIODE
D2105	MTZJT-778.2C	DIODE
D2303	MA723TA5	DIODE
D2304	MA723TA5	DIODE
D2401	MA165TA5	DIODE

Cct Ref	Parts Number	Description
D2402	MA165TA5	DIODE
D2403	MTZJT-7712C	DIODE
D2404	MTZJT-7712C	DIODE
D2405	MTZJT-7712C	DIODE
D2406	MTZJT-7712C	DIODE
D2409	MA165TA5	DIODE
D2705	EG01CV0	DIODE
D2706	1SR124-4AT82	DIODE
D2707	TVSEH1LF-F7	DIODE
D2708	MA4075	DIODE
D2709	1SR124-4AT82	DIODE
D2710	1SR124-4AT82	DIODE
D2711	RU4AMLF-M1	DIODE
D2712	MA165TA5	DIODE
D2713	MA165TA5	DIODE
D2714	MA165TA5	DIODE
D2715	MA165TA5	DIODE
D2716	MA165TA5	DIODE
D2717	MA165TA5	DIODE
D2718	MTZJT-779.1C	DIODE
D2719	MA165TA5	DIODE
D2720	1SR124-4AT82	DIODE
D3101	MTZJT-778.2C	DIODE
D3102	MTZJT-778.2C	DIODE
TRANSISTORS		
Q101	BC847B	TRANSISTOR
Q102	BC847B	TRANSISTOR
Q104	BC847B	TRANSISTOR
Q105	BC847B	TRANSISTOR
Q251	2SD1328STX	TRANSISTOR
Q252	2SD1328STX	TRANSISTOR
Q253	BC847B	TRANSISTOR
Q254	BC847B	TRANSISTOR
Q301	BC847B	TRANSISTOR
Q302	FMY4T148	TRANSISTOR
Q303	BC847B	TRANSISTOR
Q304	FMY4T148	TRANSISTOR
Q305	BC847B	TRANSISTOR
Q306	FMY4T148	TRANSISTOR
Q351	2SA1767	TRANSISTOR
Q352	2SA1767	TRANSISTOR
Q353	2SA1767	TRANSISTOR
Q354	BC857B	TRANSISTOR
Q451	BC857B	TRANSISTOR
Q503	2SD2398-M2	TRANSISTOR
Q551	BU2508AXLB	TRANSISTOR
Q552	2SC1473-RN	TRANSISTOR
Q701	BC857B	TRANSISTOR
Q850	2SD1273PLB	TRANSISTOR
Q851	BC857B	TRANSISTOR
Q852	2SC1383-S	TRANSISTOR
Q853	BC847B	TRANSISTOR
Q854	BC847B	TRANSISTOR
Q855	BC847B	TRANSISTOR
Q856	BC847B	TRANSISTOR
Q857	2SA1018QTA	TRANSISTOR
Q905	BC847B	TRANSISTOR
Q906	BC847B	TRANSISTOR
Q907	BC857B	TRANSISTOR
Q908	2SA1535ARLB	TRANSISTOR
Q909	2SC3944ARLB	TRANSISTOR
Q950	BC847B	TRANSISTOR
Q951	FMY4T148	TRANSISTOR
Q1051	BC847B	TRANSISTOR
Q1052	BC847B	TRANSISTOR
Q1101	BC847B	TRANSISTOR

Cct Ref	Parts Number	Description
Q1104	BC847B	TRANSISTOR
Q1105	BC847B	TRANSISTOR
Q1106	BC847B	TRANSISTOR
Q1107	BC847B	TRANSISTOR
Q1108	BC847B	TRANSISTOR
Q2101	BC857B	TRANSISTOR
Q2102	BC857B	TRANSISTOR
Q2103	BC857B	TRANSISTOR
Q2301	BC847B	TRANSISTOR
Q2302	BC857B	TRANSISTOR
Q2303	BC847B	TRANSISTOR
Q2304	BC857B	TRANSISTOR
Q2401	BC857B	TRANSISTOR
Q2402	BC857B	TRANSISTOR
Q2403	BC857B	TRANSISTOR
Q2404	BC857B	TRANSISTOR
Q2405	BC847B	TRANSISTOR
Q2406	BC847B	TRANSISTOR
Q2407	BC847B	TRANSISTOR
Q2409	BC857B	TRANSISTOR
Q2410	BC857B	TRANSISTOR
Q2416	BC857B	TRANSISTOR
Q2417	BC847B	TRANSISTOR
Q2418	BC847B	TRANSISTOR
Q2419	BC847B	TRANSISTOR
Q2420	BC847B	TRANSISTOR
Q2421	BC847B	TRANSISTOR
Q2423	BC857B	TRANSISTOR
Q2425	BC857B	TRANSISTOR
Q2426	BC857B	TRANSISTOR
Q2427	BC847B	TRANSISTOR
Q2428	BC857B	TRANSISTOR
Q2429	BC857B	TRANSISTOR
Q2430	BC847B	TRANSISTOR
Q2431	BC847B	TRANSISTOR
Q2701	BC557B	TRANSISTOR
Q2702	2SA684R	TRANSISTOR
Q2703	BC847B	TRANSISTOR
Q2704	BC847B	TRANSISTOR
Q2705	BC847B	TRANSISTOR
Q2706	BC857B	TRANSISTOR
Q3001	BC847B	TRANSISTOR
Q3006	BC847B	TRANSISTOR
Q3007	BC847B	TRANSISTOR
Q3401	BC847B	TRANSISTOR
Q3402	BC847B	TRANSISTOR
Q3601	BC847B	TRANSISTOR
TRANSFORMERS		
T501	ETH19Y173AY	TRANSFORMER
T551	ZTFL94002A	F.B.T.
T801	ETS39AG1H7AD	TRANSFORMER
T802	ETP35KAN619U	TRANSFORMER
T2701	ETS35AA3Y7AD	TRANSFORMER
COILS		
L104	EXCELSA35T	COIL
L106	TLTACT100K	COIL
L107	TLTACT6R8K	COIL
L301	TLTACT4R7K	COIL
L302	TLTACT4R7K	COIL
L451	EXCELSA35T	COIL
L501	EXCELSA35T	COIL
L552	ELH5L4105	COIL
L553	ELC08D682E	COIL
L554	ELC18B102L	COIL
L601	TLTACT4R7K	COIL
L602	TLTACT4R7K	COIL

Cct Ref	Parts Number	Description
L603	TLTACT4R7K	COIL
L604	TLTACT4R7K	COIL
L606	TLTACT4R7K	COIL
L607	ELJFC2R2KF	COIL
L701	ELC10D822E	COIL
L850	EXCELSA35T	COIL
L851	EXCELSA35T	COIL
L852	ELEIN470KA	COIL
L853	EXCELSA35T	COIL
L854	EXCELSA35T	COIL
L855	EXCELSA35T	COIL
L856	EXCELSA39V	COIL
L901	EXCELSA24T	COIL
L902	EXCELSA24T	COIL
L1103	TLTACT100K	COIL
L1104	EXCELSA35T	COIL
L1105	ELJFC2R2KF	COIL
L2101	TLTACT100K	COIL
L2103	EXCELSA35T	COIL
L2104	TLTACT4R7K	COIL
L2401	TLTACT3R3K	COIL
L2402	TLTACT3R3K	COIL
L2403	TLTACT101K	PEAKING COIL
L2404	5770206400	COIL
L2405	5770206400	COIL
L2703	EXCELSA35T	COIL
L2704	EXCELSA35T	COIL
L2705	EXCELSA35T	COIL
L2706	EXCELSA35T	COIL
L2707	EXCELSA35T	COIL
L2708	EXCELSA35T	COIL
L2709	EXCELSA35T	COIL
L2710	5770206400	COIL
L2711	5770206400	COIL
L2714	5770206400	COIL
L2715	5770206400	COIL
L3001	ELEMV1R5MA	COIL
L3002	ELEMV1R5MA	COIL
L3003	ELEMV1R5MA	COIL
L3004	ELEMV1R5MA	COIL
L3005	ELEBR2R2KA	COIL
L3006	ELEBR2R2KA	COIL
L3007	TLTACT2R2K	COIL
L3101	ELEBT6R8KA	COIL
L3102	ELEBT6R8KA	COIL
L3401	ELESN2R2KA	COIL
L3402	ELESN2R2KA	COIL
FILTERS		
L804	ELF18N012A	LINE FILTER
CRYSTALS		
X601	4730007267	CRYSTAL
X1101	TSSA121	CRYSTAL
X2101	4730007158	CRYSTAL
X2401	4730007158	CRYSTAL
RESISTORS		
C101	ERJ6GEY0R00	S.M.CARB 0.1W 5% 0 
JA28	ERJ6GEY0R00	S.M.CARB 0.1W 5% 0 
JA24	ERJ6GEY0R00	S.M.CARB 0.1W 5% 0 
JA25	ERJ6GEY0R00	S.M.CARB 0.1W 5% 0 
JA26	ERJ6GEY0R00	S.M.CARB 0.1W 5% 0 
JA27	ERJ6GEY0R00	S.M.CARB 0.1W 5% 0 
JA23	ERJ6GEY0R00	S.M.CARB 0.1W 5% 0 
JA3	ERJ6GEY0R00	S.M.CARB 0.1W 5% 0 
JA36	ERJ6GEY0R00	S.M.CARB 0.1W 5% 0 
JA38	ERJ6GEY0R00	S.M.CARB 0.1W 5% 0 

Cct Ref	Parts Number	Description				
JA40	ERJ6GEY0R00	S.M.CARB	0.1W	5%	0	🔌
JA22	ERJ6GEY0R00	S.M.CARB	0.1W	5%	0	🔌
JA15	ERJ6GEY0R00	S.M.CARB	0.1W	5%	0	🔌
JA4	ERJ6GEY0R00	S.M.CARB	0.1W	5%	0	🔌
JA21	ERJ6GEY0R00	S.M.CARB	0.1W	5%	0	🔌
JA20	ERJ6GEY0R00	S.M.CARB	0.1W	5%	0	🔌
JA2	ERJ6GEY0R00	S.M.CARB	0.1W	5%	0	🔌
JA19	ERJ6GEY0R00	S.M.CARB	0.1W	5%	0	🔌
JA18	ERJ6GEY0R00	S.M.CARB	0.1W	5%	0	🔌
JA44	ERJ6GEY0R00	S.M.CARB	0.1W	5%	0	🔌
JA16	ERJ6GEY0R00	S.M.CARB	0.1W	5%	0	🔌
JA55	ERJ6GEY0R00	S.M.CARB	0.1W	5%	0	🔌
JA14	ERJ6GEY0R00	S.M.CARB	0.1W	5%	0	🔌
JA13	ERJ6GEY0R00	S.M.CARB	0.1W	5%	0	🔌
JA12	ERJ6GEY0R00	S.M.CARB	0.1W	5%	0	🔌
JA11	ERJ6GEY0R00	S.M.CARB	0.1W	5%	0	🔌
JA10	ERJ6GEY0R00	S.M.CARB	0.1W	5%	0	🔌
JA17	ERJ6GEY0R00	S.M.CARB	0.1W	5%	0	🔌
JA7	ERJ6GEY0R00	S.M.CARB	0.1W	5%	0	🔌
JSH001	ERJ6GEY0R00	S.M.CARB	0.1W	5%	0	🔌
JSE5	ERJ6GEY0R00	S.M.CARB	0.1W	5%	0	🔌
JSE4	ERJ6GEY0R00	S.M.CARB	0.1W	5%	0	🔌
JSE35	ERJ6GEY0R00	S.M.CARB	0.1W	5%	0	🔌
JSE33	ERJ6GEY0R00	S.M.CARB	0.1W	5%	0	🔌
JSE3	ERJ6GEY0R00	S.M.CARB	0.1W	5%	0	🔌
JSE26	ERJ6GEY0R00	S.M.CARB	0.1W	5%	0	🔌
JSE22	ERJ6GEY0R00	S.M.CARB	0.1W	5%	0	🔌
JSE18	ERJ6GEY0R00	S.M.CARB	0.1W	5%	0	🔌
JSE12	ERJ6GEY0R00	S.M.CARB	0.1W	5%	0	🔌
JSE10	ERJ6GEY0R00	S.M.CARB	0.1W	5%	0	🔌
JA52	ERJ6GEY0R00	S.M.CARB	0.1W	5%	0	🔌
JA8	ERJ6GEY0R00	S.M.CARB	0.1W	5%	0	🔌
JA45	ERJ6GEY0R00	S.M.CARB	0.1W	5%	0	🔌
JA60	ERJ6GEY0R00	S.M.CARB	0.1W	5%	0	🔌
JA6	ERJ6GEY0R00	S.M.CARB	0.1W	5%	0	🔌
JA58	ERJ6GEY0R00	S.M.CARB	0.1W	5%	0	🔌
JA57	ERJ6GEY0R00	S.M.CARB	0.1W	5%	0	🔌
JA37	ERJ6GEY0R00	S.M.CARB	0.1W	5%	0	🔌
JA54	ERJ6GEY0R00	S.M.CARB	0.1W	5%	0	🔌
JA1	ERJ6GEY0R00	S.M.CARB	0.1W	5%	0	🔌
JA5	ERJ6GEY0R00	S.M.CARB	0.1W	5%	0	🔌
JA49	ERJ6GEY0R00	S.M.CARB	0.1W	5%	0	🔌
JA48	ERJ6GEY0R00	S.M.CARB	0.1W	5%	0	🔌
JA47	ERJ6GEY0R00	S.M.CARB	0.1W	5%	0	🔌
JA9	ERJ6GEY0R00	S.M.CARB	0.1W	5%	0	🔌
JA39	ERJ6GEY0R00	S.M.CARB	0.1W	5%	0	🔌
JA5	ERJ8GEY0R00	S.M.CARB	.125W	5%	0	🔌
JA46	ERJ8GEY0R00	S.M.CARB	.125W	5%	0	🔌
JA43	ERJ8GEY0R00	S.M.CARB	.125W	5%	0	🔌
JA59	ERJ8GEY0R00	S.M.CARB	.125W	5%	0	🔌
JA56	ERJ8GEY0R00	S.M.CARB	.125W	5%	0	🔌
JA51	ERJ8GEY0R00	S.M.CARB	.125W	5%	0	🔌
JA8	ERJ8GEY0R00	S.M.CARB	.125W	5%	0	🔌
JA29	ERJ8GEY0R00	S.M.CARB	.125W	5%	0	🔌
JA21	ERJ8GEY0R00	S.M.CARB	.125W	5%	0	🔌
JA30	ERJ8GEY0R00	S.M.CARB	.125W	5%	0	🔌
JA31	ERJ8GEY0R00	S.M.CARB	.125W	5%	0	🔌
JA32	ERJ8GEY0R00	S.M.CARB	.125W	5%	0	🔌
JA33	ERJ8GEY0R00	S.M.CARB	.125W	5%	0	🔌
JA34	ERJ8GEY0R00	S.M.CARB	.125W	5%	0	🔌
JA35	ERJ8GEY0R00	S.M.CARB	.125W	5%	0	🔌
JA50	ERJ8GEY0R00	S.M.CARB	.125W	5%	0	🔌
JA2	ERJ8GEY0R00	S.M.CARB	.125W	5%	0	🔌
JA23	ERJ8GEY0R00	S.M.CARB	.125W	5%	0	🔌
JA1	ERJ8GEY0R00	S.M.CARB	.125W	5%	0	🔌
R101	ERJ6GEY0R00	S.M.CARB	0.1W	5%	0	🔌

Cct Ref	Parts Number	Description				
R102	ERJ6GEYJ103	S.M.CARB	0.1W	5%	10K	🔌
R103	ERJ6GEYJ222	S.M.CARB	0.1W	5%	2K2	🔌
R104	ERJ6GEYJ332	S.M.CARB	0.1W	5%	3K3	🔌
R105	ERJ6GEYJ101	S.M.CARB	0.1W	5%	100	🔌
R106	ERJ6GEYJ681	S.M.CARB	0.1W	5%	680	🔌
R107	ERJ6GEYJ102	S.M.CARB	0.1W	5%	1K	🔌
R111	ERJ6GEY0R00	S.M.CARB	0.1W	5%	0	🔌
R112	ERJ6GEYJ101	S.M.CARB	0.1W	5%	100	🔌
R113	ERJ6GEYJ223	S.M.CARB	0.1W	5%	22K	🔌
R114	ERJ6GEYJ331	S.M.CARB	0.1W	5%	330	🔌
R115	ERJ6GEYJ331	S.M.CARB	0.1W	5%	330	🔌
R116	ERJ6GEYJ562	S.M.CARB	0.1W	5%	5K6	🔌
R117	ERJ6GEYJ222	S.M.CARB	0.1W	5%	2K2	🔌
R118	ERJ6GEYJ102	S.M.CARB	0.1W	5%	1K	🔌
R120	ERJ6GEYJ332	S.M.CARB	0.1W	5%	3K3	🔌
R121	ERJ6GEYJ471	S.M.CARB	0.1W	5%	470	🔌
R251	ERJ6GEYJ101	S.M.CARB	0.1W	5%	100	🔌
R252	ERJ6GEYJ272	S.M.CARB	0.1W	5%	2K7	🔌
R253	ERJ6GEYJ103	S.M.CARB	0.1W	5%	10K	🔌
R254	ERJ6GEYJ101	S.M.CARB	0.1W	5%	100	🔌
R255	ERJ6GEYJ103	S.M.CARB	0.1W	5%	10K	🔌
R256	ERJ6GEYJ471	S.M.CARB	0.1W	5%	470	🔌
R257	ERJ6GEYJ100	S.M.CARB	0.1W	5%	10	🔌
R258	ERJ6GEYJ272	S.M.CARB	0.1W	5%	2K7	🔌
R259	ERJ6GEYJ100	S.M.CARB	0.1W	5%	10	🔌
R260	ERJ6GEYJ103	S.M.CARB	0.1W	5%	10K	🔌
R261	ERJ6GEYJ471	S.M.CARB	0.1W	5%	470	🔌
R262	ERJ6GEYJ103	S.M.CARB	0.1W	5%	10K	🔌
R263	ERJ6GEYJ473	S.M.CARB	0.1W	5%	47K	🔌
R264	ERJ6GEYJ103	S.M.CARB	0.1W	5%	10K	🔌
R265	ERD25TJ2R2	CARBON	0.25W	5%	2R2	🔌
R266	ERD25TJ2R2	CARBON	0.25W	5%	2R2	🔌
R267	ERF7ZK4R7	WOUND	7W	10%	4R7	🔌 ⚠️
R268	ERJ6GEYJ103	S.M.CARB	0.1W	5%	10K	🔌
R269	ERQ14AJ101	METAL	0.25W	5%	100	🔌 ⚠️
R271	ERJ6GEYJ103	S.M.CARB	0.1W	5%	10K	🔌
R272	ERF7ZK4R7	WOUND	7W	10%	4R7	🔌 ⚠️
R301	ERJ6GEYJ391	S.M.CARB	0.1W	5%	390	🔌
R302	ERJ6GEYJ102	S.M.CARB	0.1W	5%	1K	🔌
R303	ERJ6GEYJ750	S.M.CARB	0.1W	5%	75	🔌
R304	ERJ6GEYJ331	S.M.CARB	0.1W	5%	330	🔌
R305	ERJ6GEYJ391	S.M.CARB	0.1W	5%	390	🔌
R306	ERJ6GEYJ102	S.M.CARB	0.1W	5%	1K	🔌
R307	ERJ6GEYJ750	S.M.CARB	0.1W	5%	75	🔌
R308	ERJ6GEYJ331	S.M.CARB	0.1W	5%	330	🔌
R309	ERJ6GEYJ391	S.M.CARB	0.1W	5%	390	🔌
R310	ERJ6GEYJ102	S.M.CARB	0.1W	5%	1K	🔌
R311	ERJ6GEYJ750	S.M.CARB	0.1W	5%	75	🔌
R312	ERJ6GEYJ331	S.M.CARB	0.1W	5%	330	🔌
R351	ERJ6GEYJ302	S.M.CARB	0.1W	5%	3K	🔌
R352	ERJ6GEYJ302	S.M.CARB	0.1W	5%	3K	🔌
R353	ERJ6GEYJ302	S.M.CARB	0.1W	5%	3K	🔌
R354	ERJ6GEYJ102	S.M.CARB	0.1W	5%	1K	🔌
R355	ERJ6GEYJ102	S.M.CARB	0.1W	5%	1K	🔌
R356	ERJ6GEYJ102	S.M.CARB	0.1W	5%	1K	🔌
R357	ERDS1TJ114	CARBON	0.5W	5%	110K	🔌
R358	ERDS1TJ114	CARBON	0.5W	5%	110K	🔌
R359	ERDS1TJ114	CARBON	0.5W	5%	110K	🔌
R363	ERD25TJ103	CARBON	0.25W	5%	10K	🔌
R364	ERD25TJ103	CARBON	0.25W	5%	10K	🔌
R365	ERD25TJ103	CARBON	0.25W	5%	10K	🔌
R366	ERDS1TJ152	CARBON	0.5W	5%	1K5	🔌
R367	ERDS1TJ152	CARBON	0.5W	5%	1K5	🔌
R368	ERDS1TJ152	CARBON	0.5W	5%	1K5	🔌
R369	ERD25TJ472	CARBON	0.25W	5%	4K7	🔌
R370	ERJ6GEYJ102	S.M.CARB	0.1W	5%	1K	🔌

Cct Ref	Parts Number	Description					
R372	ERQ12AJ121	FUSIBLE	0.5W	5%	120	☒	⚠
R373	ERJ6GEYJ220	S.M.CARB	0.1W	5%	22	☒	
R374	ERD25TJ274	CARBON	0.25W	5%	270K	☒	
R375	ERJ6GEYJ684	S.M.CARB	0.1W	5%	680K	☒	
R376	ERJ6GEYJ183	S.M.CARB	0.1W	5%	18K	☒	
R377	ERQ1ABJP5R1	METAL	0.5W	5%	5R1	☒	⚠
R378	ERJ6GEY0R00	S.M.CARB	0.1W	5%	0	☒	
R379	ERJ6GEY0R00	S.M.CARB	0.1W	5%	0	☒	
R380	ERJ6GEY0R00	S.M.CARB	0.1W	5%	0	☒	
R381	ERJ6GEYJ473	S.M.CARB	0.1W	5%	47K	☒	
R451	ERJ6GEYJ223	S.M.CARB	0.1W	5%	22K	☒	
R452	ERJ6GEY0R00	S.M.CARB	0.1W	5%	0	☒	
R453	ERJ6GEY0R00	S.M.CARB	0.1W	5%	0	☒	
R454	ERJ6GEYJ752	S.M.CARB	0.1W	5%	7K5	☒	
R455	ERJ6GEYJ222	S.M.CARB	0.1W	5%	2K2	☒	
R456	ERJ6GEYJ104	S.M.CARB	0.1W	5%	100K	☒	
R457	ERJ6GEYJ223	S.M.CARB	0.1W	5%	22K	☒	
R458	ERD25TJ1R5	CARBON	0.25W	5%	1R5	☒	
R459	ERJ6GEYJ101	S.M.CARB	0.1W	5%	100	☒	
R460	ERDS1TJ331	CARBON	0.5W	5%	330	☒	
R461	ERW2PK1R2	WOUND	2W	10%	1R2	☒	⚠
R463	ERD25TJ222	CARBON	0.25W	5%	2K2	☒	
R464	ERJ6GEYJ182	S.M.CARB	0.1W	5%	1K8	☒	
R465	ERJ6GEYJ681	S.M.CARB	0.1W	5%	680	☒	
R502	ERJ6GEYJ511	S.M.CARB	0.1W	5%	510	☒	
R506	ERD25TJ560	CARBON	0.25W	5%	56	☒	
R507	ERG1FJ271P	METAL	1W	5%	270	☒	⚠
R509	ERDS1TJ152	CARBON	0.5W	5%	1K5	☒	
R510	ERDS1FJ152	CARBON	0.5W	5%	1K5	☒	⚠
R553	ERG1SJ152	METAL	1W	5%	1K5	☒	
R554	ERG1SJ101	METAL	1W	5%	100	☒	
R555	ERQ12HKR33	METAL	0.5W	5%	R33	☒	⚠
R558	ERDS1TJ124	CARBON	0.5W	5%	120K	☒	
R559	ERQ12HKR33	METAL	0.5W	5%	R33	☒	⚠
R560	ERJ6GEYJ274	S.M.CARB	0.1W	5%	270K	☒	
R561	ERJ6GEYJ273	S.M.CARB	0.1W	5%	27K	☒	
R563	ERJ6GEYJ474	S.M.CARB	0.1W	5%	470K	☒	
R564	ERJ6GEYJ623	S.M.CARB	0.1W	5%	62K	☒	
R566	ERJ6GEYJ563	S.M.CARB	0.1W	5%	56K	☒	
R567	ERF7ZK1R0	WOUND	7W	10%	1	☒	⚠
R601	ERJ6GEYJ101	S.M.CARB	0.1W	5%	100	☒	
R602	ERJ6GEYJ821	S.M.CARB	0.1W	5%	820	☒	
R603	ERJ8GEYJ103	S.M.CARB	.125W	5%	10K	☒	
R604	ERJ6GEYJ101	S.M.CARB	0.1W	5%	100	☒	
R605	ERD25TJ331	CARBON	0.25W	5%	330	☒	
R606	ERD25TJ331	CARBON	0.25W	5%	330	☒	
R607	ERJ6GEYJ821	S.M.CARB	0.1W	5%	820	☒	
R608	ERJ6GEYJ271	S.M.CARB	0.1W	5%	270	☒	
R609	ERJ6GEYJ122	S.M.CARB	0.1W	5%	1K2	☒	
R610	ERJ6GEY0R00	S.M.CARB	0.1W	5%	0	☒	
R611	ERJ6GEYJ103	S.M.CARB	0.1W	5%	10K	☒	
R612	ERJ6GEYJ101	S.M.CARB	0.1W	5%	100	☒	
R613	ERJ6GEYJ152	S.M.CARB	0.1W	5%	1K5	☒	
R622	ERJ6GEY0R00	S.M.CARB	0.1W	5%	0	☒	
R636	ERJ6GEYJ750	S.M.CARB	0.1W	5%	75	☒	
R645	ERJ6GEYJ103	S.M.CARB	0.1W	5%	10K	☒	
R647	ERJ6GEYJ472	S.M.CARB	0.1W	5%	4K7	☒	
R648	ERJ6GEYJ152	S.M.CARB	0.1W	5%	1K5	☒	
R650	ERJ6GEYJ750	S.M.CARB	0.1W	5%	75	☒	
R651	ERJ6GEYJ750	S.M.CARB	0.1W	5%	75	☒	
R652	ERJ6GEYJ102	S.M.CARB	0.1W	5%	1K	☒	
R654	ERJ6GEYJ622	S.M.CARB	0.1W	5%	6K2	☒	
R655	ERJ6GEYJ103	S.M.CARB	0.1W	5%	10K	☒	
R658	ERJ6GEYJ153	S.M.CARB	0.1W	5%	15K	☒	
R659	ERJ6GEY0R00	S.M.CARB	0.1W	5%	0	☒	
R660	ERJ6GEY0R00	S.M.CARB	0.1W	5%	0	☒	

Cct Ref	Parts Number	Description					
R701	ERQ12AJ101	FUSIBLE	0.5W	5%	100	☒	⚠
R702	ERQ12HJ8R2	FUSIBLE	0.5W	5%	8R2	☒	⚠
R703	ERG2FJ821	METAL	2W	5%	820	☒	⚠
R704	ERJ6GEYJ563	S.M.CARB	0.1W	5%	56K	☒	
R705	ERJ6GEYJ104	S.M.CARB	0.1W	5%	100K	☒	
R706	ERJ6GEYJ103	S.M.CARB	0.1W	5%	10K	☒	
R707	ERJ6GEYJ391	S.M.CARB	0.1W	5%	390	☒	
R708	ERJ6GEYJ393	S.M.CARB	0.1W	5%	39K	☒	
R709	ERJ6GEYJ393	S.M.CARB	0.1W	5%	39K	☒	
R710	ERJ6GEYJ273	S.M.CARB	0.1W	5%	27K	☒	
R711	ERG1SJ101	METAL	1W	5%	100	☒	
R712	ERJ6GEYJ102	S.M.CARB	0.1W	5%	1K	☒	
R803	ERC12ZGK335D	SOLID	0.5W	10%	3M3	☒	
R805	ERD25TJ473	CARBON	0.25W	5%	47K	☒	
R806	ERD25TJ100	CARBON	0.25W	5%	10	☒	
R807	ERD25TJ332	CARBON	0.25W	5%	3K3	☒	
R809	ERD25TJ681	CARBON	0.25W	5%	680	☒	
R810	ERW2PKR33	WOUND	2W	20%	R33	☒	⚠
R811	ERW2PKR33	WOUND	2W	20%	R33	☒	⚠
R812	ERD75TAJ825	CARBON	0.75W	5%	8M2	☒	⚠
R813	ERF7ZK2R7	WOUND	7W	20%	2R7	☒	⚠
R814	ERD25TJ473	CARBON	0.25W	5%	47K	☒	
R815	ERD25TJ222	CARBON	0.25W	5%	2K2	☒	
R850	ERD25TJ122	CARBON	0.25W	5%	1K2	☒	
R852	ERJ6GEY0R00	S.M.CARB	0.1W	5%	0	☒	
R853	ERJ6GEYJ102	S.M.CARB	0.1W	5%	1K	☒	
R854	ERG2FJ223	METAL	2W	5%	22K	☒	⚠
R855	ERJ6GEYJ752	S.M.CARB	0.1W	5%	7K5	☒	
R857	ERJ6GEYJ752	S.M.CARB	0.1W	5%	7K5	☒	
R858	ERJ6GEYJ752	S.M.CARB	0.1W	5%	7K5	☒	
R859	ERJ6GEYJ753	S.M.CARB	0.1W	5%	75K	☒	
R860	ERQ1CJP2R2	FUSIBLE	1W	10%	2R2	☒	⚠
R861	ERD25TJ221	CARBON	0.25W	5%	220	☒	
R862	ERD25TJ272	CARBON	0.25W	5%	2K7	☒	
R863	ERDS1TJ560	CARBON	0.5W	5%	56	☒	
R864	ERDS1TJ680	CARBON	0.5W	5%	68	☒	
R865	ERJ6GEY0R00	S.M.CARB	0.1W	5%	0	☒	
R867	ERJ6GEYJ103	S.M.CARB	0.1W	5%	10K	☒	
R868	ERJ6GEYJ223	S.M.CARB	0.1W	5%	22K	☒	
R869	ERJ6GEY0R00	S.M.CARB	0.1W	5%	0	☒	
R870	ERJ6GEYJ272	S.M.CARB	0.1W	5%	2K7	☒	
R871	ERJ6GEYJ153	S.M.CARB	0.1W	5%	15K	☒	
R872	ERG1SJ183	METAL	1W	5%	18K	☒	
R873	ERG1SJ223	METAL	1W	5%	22K	☒	
R874	ERD25TJ104	CARBON	0.25W	5%	100K	☒	
R876	ERJ6GEYJ103	S.M.CARB	0.1W	5%	10K	☒	
R877	ERW2PKR56	WOUND	2W	10%	R56	☒	⚠
R878	ERJ6GEYJ473	S.M.CARB	0.1W	5%	47K	☒	
R913	ERJ6GEYJ473	S.M.CARB	0.1W	5%	47K	☒	
R914	ERJ6GEYJ822	S.M.CARB	0.1W	5%	8K2	☒	
R915	ERJ6GEYJ152	S.M.CARB	0.1W	5%	1K5	☒	
R916	ERJ6GEYJ391	S.M.CARB	0.1W	5%	390	☒	
R919	ERQ14AJW390	FUSIBLE	0.25W	5%	39	☒	⚠
R920	ERQ14AJW390	FUSIBLE	0.25W	5%	39	☒	⚠
R921	ERD25TJ471	CARBON	0.25W	5%	470	☒	
R922	ERD25TJ393	CARBON	0.25W	5%	39K	☒	
R923	ERD25TJ393	CARBON	0.25W	5%	39K	☒	
R924	ERDS1FJ390	CARBON	0.5W	5%	39	☒	⚠
R925	ERJ6GEY0R00	S.M.CARB	0.1W	5%	0	☒	
R926	ERJ6GEY0R00	S.M.CARB	0.1W	5%	0	☒	
R927	ERD25TJ471	CARBON	0.25W	5%	470	☒	
R928	ERD25TJ5R6	CARBON	0.25W	5%	5R6	☒	
R929	ERDS1FJ471	CARBON	0.5W	5%	470	☒	⚠
R930	ERD25TJ5R6	CARBON	0.25W	5%	5R6	☒	
R931	ERDS1FJ390	CARBON	0.5W	5%	39	☒	⚠
R935	ERQ14AJW3R9	FUSIBLE	0.25W	5%	3R9	☒	⚠

Cct Ref	Parts Number	Description				
R936	ERQ1CJP331	FUSIBLE	1W	5%	330	☒
R951	ERJ6GEYJ391	S.M.CARB	0.1W	5%	390	☒
R952	ERJ6GEYJ102	S.M.CARB	0.1W	5%	1K	☒
R953	ERJ6GEYJ750	S.M.CARB	0.1W	5%	75	☒
R954	ERJ6GEYJ391	S.M.CARB	0.1W	5%	390	☒
R1051	ERJ6GEYJ102	S.M.CARB	0.1W	5%	1K	☒
R1052	ERJ6GEYJ471	S.M.CARB	0.1W	5%	470	☒
R1053	ERJ6GEYJ103	S.M.CARB	0.1W	5%	10K	☒
R1054	ERJ6GEY0R00	S.M.CARB	0.1W	5%	0	☒
R1071	ERJ6GEYJ750	S.M.CARB	0.1W	5%	75	☒
R1101	ERJ6GEYJ101	S.M.CARB	0.1W	5%	100	☒
R1102	ERJ6GEYJ102	S.M.CARB	0.1W	5%	1K	☒
R1103	ERJ6GEYJ331	S.M.CARB	0.1W	5%	330	☒
R1104	ERJ6GEYJ331	S.M.CARB	0.1W	5%	330	☒
R1105	ERJ6GEYJ101	S.M.CARB	0.1W	5%	100	☒
R1106	ERJ6GEYJ104	S.M.CARB	0.1W	5%	100K	☒
R1107	ERJ6GEYJ104	S.M.CARB	0.1W	5%	100K	☒
R1108	ERJ6GEYJ102	S.M.CARB	0.1W	5%	1K	☒
R1109	ERJ6GEYJ472	S.M.CARB	0.1W	5%	4K7	☒
R1110	ERJ6GEYJ472	S.M.CARB	0.1W	5%	4K7	☒
R1111	ERJ6GEYJ473	S.M.CARB	0.1W	5%	47K	☒
R1112	ERJ6GEYJ473	S.M.CARB	0.1W	5%	47K	☒
R1113	ERJ6GEYJ101	S.M.CARB	0.1W	5%	100	☒
R1115	ERJ6GEYJ471	S.M.CARB	0.1W	5%	470	☒
R1116	ERJ6GEYJ101	S.M.CARB	0.1W	5%	100	☒
R1117	ERJ6GEYJ101	S.M.CARB	0.1W	5%	100	☒
R1118	ERJ6GEYJ472	S.M.CARB	0.1W	5%	4K7	☒
R1119	ERJ6GEYJ472	S.M.CARB	0.1W	5%	4K7	☒
R1120	ERJ6GEYJ101	S.M.CARB	0.1W	5%	100	☒
R1121	ERJ6GEYJ101	S.M.CARB	0.1W	5%	100	☒
R1122	ERD25TJ103	CARBON	0.25W	5%	10K	☒
R1123	ERJ6GEYJ101	S.M.CARB	0.1W	5%	100	☒
R1125	ERJ6GEYJ472	S.M.CARB	0.1W	5%	4K7	☒
R1126	ERJ6GEYJ101	S.M.CARB	0.1W	5%	100	☒
R1127	ERJ6GEYJ101	S.M.CARB	0.1W	5%	100	☒
R1128	ERJ6GEYJ682	S.M.CARB	0.1W	5%	6K8	☒
R1129	ERJ6GEYJ682	S.M.CARB	0.1W	5%	6K8	☒
R1130	ERJ6GEYJ103	S.M.CARB	0.1W	5%	10K	☒
R1131	ERJ6GEYJ103	S.M.CARB	0.1W	5%	10K	☒
R1132	ERJ6GEYJ101	S.M.CARB	0.1W	5%	100	☒
R1133	ERJ6GEYJ273	S.M.CARB	0.1W	5%	27K	☒
R1136	ERJ6GEYJ823	S.M.CARB	0.1W	5%	82K	☒
R1137	ERJ6GEY0R00	S.M.CARB	0.1W	5%	0	☒
R1138	ERJ6GEYJ474	S.M.CARB	0.1W	5%	470K	☒
R1139	ERJ6GEYJ471	S.M.CARB	0.1W	5%	470	☒
R1140	ERJ6GEYJ471	S.M.CARB	0.1W	5%	470	☒
R1141	ERJ6GEYJ471	S.M.CARB	0.1W	5%	470	☒
R1145	ERJ6GEYJ101	S.M.CARB	0.1W	5%	100	☒
R1146	ERJ6GEYJ101	S.M.CARB	0.1W	5%	100	☒
R1147	ERJ6GEYJ101	S.M.CARB	0.1W	5%	100	☒
R1148	ERJ6GEYJ101	S.M.CARB	0.1W	5%	100	☒
R1149	ERJ6GEYJ223	S.M.CARB	0.1W	5%	22K	☒
R1151	ERJ6GEYJ101	S.M.CARB	0.1W	5%	100	☒
R1152	ERJ6GEYJ101	S.M.CARB	0.1W	5%	100	☒
R1156	ERJ6GEYJ101	S.M.CARB	0.1W	5%	100	☒
R1157	ERJ6GEYJ103	S.M.CARB	0.1W	5%	10K	☒
R1158	ERJ6GEY0R00	S.M.CARB	0.1W	5%	0	☒
R1159	ERJ6GEY0R00	S.M.CARB	0.1W	5%	0	☒
R1160	ERJ6GEYJ223	S.M.CARB	0.1W	5%	22K	☒
R1161	ERJ6GEYJ103	S.M.CARB	0.1W	5%	10K	☒
R1162	ERJ6GEYJ222	S.M.CARB	0.1W	5%	2K2	☒
R1163	ERJ6GEYJ222	S.M.CARB	0.1W	5%	2K2	☒
R1164	ERJ6GEYJ332	S.M.CARB	0.1W	5%	3K3	☒
R1165	ERJ6GEYJ512	S.M.CARB	0.1W	5%	5K1	☒
R1166	ERJ6GEYJ912	S.M.CARB	0.1W	5%	9K1	☒
R1167	ERJ6GEYJ100	S.M.CARB	0.1W	5%	10	☒

Cct Ref	Parts Number	Description				
R1168	ERJ6GEYJ473	S.M.CARB	0.1W	5%	47K	☒
R1169	ERJ6GEYJ472	S.M.CARB	0.1W	5%	4K7	☒
R1170	ERJ6GEYJ273	S.M.CARB	0.1W	5%	27K	☒
R1171	ERJ6GEYJ224	S.M.CARB	0.1W	5%	220K	☒
R1172	ERJ6GEYJ223	S.M.CARB	0.1W	5%	22K	☒
R1173	ERJ6GEYJ104	S.M.CARB	0.1W	5%	100K	☒
R1174	ERJ6GEYJ221	S.M.CARB	0.1W	5%	220	☒
R1175	ERJ6GEYJ225	S.M.CARB	0.1W	5%	2M2	☒
R1176	ERJ6GEYJ100	S.M.CARB	0.1W	5%	10	☒
R2101	ERJ6GEYJ103	S.M.CARB	0.1W	5%	10K	☒
R2102	ERJ6GEYJ101	S.M.CARB	0.1W	5%	100	☒
R2103	ERJ6GEYJ101	S.M.CARB	0.1W	5%	100	☒
R2104	ERJ6GEYJ101	S.M.CARB	0.1W	5%	100	☒
R2105	ERJ6GEYJ101	S.M.CARB	0.1W	5%	100	☒
R2106	ERJ6GEYJ101	S.M.CARB	0.1W	5%	100	☒
R2107	ERJ6GEYJ101	S.M.CARB	0.1W	5%	100	☒
R2108	ERJ6GEYJ101	S.M.CARB	0.1W	5%	100	☒
R2109	ERJ6GEYJ183	S.M.CARB	0.1W	5%	18K	☒
R2110	ERJ6GEY0R00	S.M.CARB	0.1W	5%	0	☒
R2111	ERJ6GEYJ221	S.M.CARB	0.1W	5%	220	☒
R2112	ERJ6GEYJ102	S.M.CARB	0.1W	5%	1K	☒
R2113	ERJ6GEYJ562	S.M.CARB	0.1W	5%	5K6	☒
R2114	ERJ6GEYJ101	S.M.CARB	0.1W	5%	100	☒
R2115	ERJ6GEYJ222	S.M.CARB	0.1W	5%	2K2	☒
R2116	ERJ6GEYJ101	S.M.CARB	0.1W	5%	100	☒
R2117	ERJ6GEYJ101	S.M.CARB	0.1W	5%	100	☒
R2118	ERJ6GEYJ222	S.M.CARB	0.1W	5%	2K2	☒
R2119	ERJ6GEYJ101	S.M.CARB	0.1W	5%	100	☒
R2120	ERJ6GEYJ222	S.M.CARB	0.1W	5%	2K2	☒
R2302	ERJ6GEYJ104	S.M.CARB	0.1W	5%	100K	☒
R2303	ERJ6GEYJ101	S.M.CARB	0.1W	5%	100	☒
R2304	ERJ6GEYJ471	S.M.CARB	0.1W	5%	470	☒
R2305	ERJ6GEYJ102	S.M.CARB	0.1W	5%	1K	☒
R2306	ERJ6GEYJ103	S.M.CARB	0.1W	5%	10K	☒
R2308	ERJ6GEYJ104	S.M.CARB	0.1W	5%	100K	☒
R2309	ERJ6GEYJ101	S.M.CARB	0.1W	5%	100	☒
R2310	ERJ6GEYJ471	S.M.CARB	0.1W	5%	470	☒
R2311	ERJ6GEYJ102	S.M.CARB	0.1W	5%	1K	☒
R2312	ERJ6GEYJ103	S.M.CARB	0.1W	5%	10K	☒
R2401	ERJ6GEY0R00	S.M.CARB	0.1W	5%	0	☒
R2402	ERJ6GEY0R00	S.M.CARB	0.1W	5%	0	☒
R2403	ERJ6GEYJ471	S.M.CARB	0.1W	5%	470	☒
R2404	ERJ6GEYJ222	S.M.CARB	0.1W	5%	2K2	☒
R2405	ERJ6GEYJ471	S.M.CARB	0.1W	5%	470	☒
R2406	ERJ6GEYJ471	S.M.CARB	0.1W	5%	470	☒
R2407	ERJ6GEYJ222	S.M.CARB	0.1W	5%	2K2	☒
R2408	ERJ6GEYJ471	S.M.CARB	0.1W	5%	470	☒
R2409	ERJ6GEYJ222	S.M.CARB	0.1W	5%	2K2	☒
R2410	ERJ6GEYJ471	S.M.CARB	0.1W	5%	470	☒
R2411	ERJ6GEYJ471	S.M.CARB	0.1W	5%	470	☒
R2412	ERJ6GEYJ222	S.M.CARB	0.1W	5%	2K2	☒
R2413	ERJ6GEYJ562	S.M.CARB	0.1W	5%	5K6	☒
R2414	ERJ6GEYJ473	S.M.CARB	0.1W	5%	47K	☒
R2415	ERJ6GEYJ682	S.M.CARB	0.1W	5%	6K8	☒
R2416	ERJ6GEYJ472	S.M.CARB	0.1W	5%	4K7	☒
R2417	ERJ6GEYJ821	S.M.CARB	0.1W	5%	820	☒
R2418	ERJ6GEY0R00	S.M.CARB	0.1W	5%	0	☒
R2419	ERJ6GEYJ470	S.M.CARB	0.1W	5%	47	☒
R2420	ERJ6GEYJ332	S.M.CARB	0.1W	5%	3K3	☒
R2421	ERJ6GEYJ472	S.M.CARB	0.1W	5%	4K7	☒
R2422	ERJ6GEYJ103	S.M.CARB	0.1W	5%	10K	☒
R2423	ERJ6GEYJ102	S.M.CARB	0.1W	5%	1K	☒
R2424	ERJ6GEYJ101	S.M.CARB	0.1W	5%	100	☒
R2425	ERJ6GEYJ101	S.M.CARB	0.1W	5%	100	☒
R2426	ERJ6GEYJ101	S.M.CARB	0.1W	5%	100	☒
R2427	ERJ6GEYJ101	S.M.CARB	0.1W	5%	100	☒

Cct Ref	Parts Number	Description				
R2428	ERJ6GEYJ101	S.M.CARB	0.1W	5%	100	🔗
R2429	ERJ6GEYJ101	S.M.CARB	0.1W	5%	100	🔗
R2430	ERJ6GEYJ101	S.M.CARB	0.1W	5%	100	🔗
R2431	ERJ6GEYJ471	S.M.CARB	0.1W	5%	470	🔗
R2432	ERJ6GEYJ471	S.M.CARB	0.1W	5%	470	🔗
R2436	ERJ6GEYJ103	S.M.CARB	0.1W	5%	10K	🔗
R2437	ERJ6GEYJ103	S.M.CARB	0.1W	5%	10K	🔗
R2438	ERJ6GEYJ104	S.M.CARB	0.1W	5%	100K	🔗
R2439	ERJ6GEYJ103	S.M.CARB	0.1W	5%	10K	🔗
R2440	ERJ6GEYJ104	S.M.CARB	0.1W	5%	100K	🔗
R2441	ERJ6GEYJ103	S.M.CARB	0.1W	5%	10K	🔗
R2442	ERJ6GEYJ103	S.M.CARB	0.1W	5%	10K	🔗
R2445	ERJ6GEYJ183	S.M.CARB	0.1W	5%	18K	🔗
R2446	ERJ6GEYJ103	S.M.CARB	0.1W	5%	10K	🔗
R2448	ERJ6GEYJ104	S.M.CARB	0.1W	5%	100K	🔗
R2449	ERJ6GEYJ104	S.M.CARB	0.1W	5%	100K	🔗
R2450	ERJ6GEYJ183	S.M.CARB	0.1W	5%	18K	🔗
R2451	ERJ6GEYJ103	S.M.CARB	0.1W	5%	10K	🔗
R2454	ERJ6GEYJ222	S.M.CARB	0.1W	5%	2K2	🔗
R2455	ERJ6GEYJ471	S.M.CARB	0.1W	5%	470	🔗
R2463	ERJ6GEYJ222	S.M.CARB	0.1W	5%	2K2	🔗
R2464	ERJ6GEYJ471	S.M.CARB	0.1W	5%	470	🔗
R2475	ERJ6GEYJ102	S.M.CARB	0.1W	5%	1K	🔗
R2476	ERJ6GEYJ104	S.M.CARB	0.1W	5%	100K	🔗
R2477	ERJ6GEYJ273	S.M.CARB	0.1W	5%	27K	🔗
R2478	ERJ6GEYJ102	S.M.CARB	0.1W	5%	1K	🔗
R2479	ERJ6GEYJ332	S.M.CARB	0.1W	5%	3K3	🔗
R2480	ERJ6GEYJ473	S.M.CARB	0.1W	5%	47K	🔗
R2481	ERJ6GEYJ102	S.M.CARB	0.1W	5%	1K	🔗
R2482	ERJ6GEYJ332	S.M.CARB	0.1W	5%	3K3	🔗
R2483	ERJ6GEYJ473	S.M.CARB	0.1W	5%	47K	🔗
R2484	ERJ6GEYJ102	S.M.CARB	0.1W	5%	1K	🔗
R2485	ERJ6GEYJ332	S.M.CARB	0.1W	5%	3K3	🔗
R2486	ERJ6GEYJ473	S.M.CARB	0.1W	5%	47K	🔗
R2487	ERJ6GEYJ102	S.M.CARB	0.1W	5%	1K	🔗
R2488	ERJ6GEYJ332	S.M.CARB	0.1W	5%	3K3	🔗
R2489	ERJ6GEYJ473	S.M.CARB	0.1W	5%	47K	🔗
R2490	ERJ6GEYJ102	S.M.CARB	0.1W	5%	1K	🔗
R2491	ERJ6GEYJ332	S.M.CARB	0.1W	5%	3K3	🔗
R2492	ERJ6GEYJ473	S.M.CARB	0.1W	5%	47K	🔗
R2493	ERJ6GEY0R00	S.M.CARB	0.1W	5%	0	🔗
R2498	ERJ6GEYJ222	S.M.CARB	0.1W	5%	2K2	🔗
R2499	ERJ6GEY0R00	S.M.CARB	0.1W	5%	0	🔗
R2505	ERJ6GEYJ222	S.M.CARB	0.1W	5%	2K2	🔗
R2506	ERJ6GEYJ471	S.M.CARB	0.1W	5%	470	🔗
R2507	ERJ6GEYJ222	S.M.CARB	0.1W	5%	2K2	🔗
R2508	ERJ6GEYJ471	S.M.CARB	0.1W	5%	470	🔗
R2509	ERJ6GEYJ472	S.M.CARB	0.1W	5%	4K7	🔗
R2510	ERJ6GEYJ104	S.M.CARB	0.1W	5%	100K	🔗
R2511	ERJ6GEYJ332	S.M.CARB	0.1W	5%	3K3	🔗
R2512	ERJ6GEYJ104	S.M.CARB	0.1W	5%	100K	🔗
R2513	ERJ6GEYJ104	S.M.CARB	0.1W	5%	100K	🔗
R2514	ERJ6GEYJ222	S.M.CARB	0.1W	5%	2K2	🔗
R2515	ERJ6GEYJ102	S.M.CARB	0.1W	5%	1K	🔗
R2516	ERJ6GEYJ104	S.M.CARB	0.1W	5%	100K	🔗
R2517	ERJ6GEYJ273	S.M.CARB	0.1W	5%	27K	🔗
R2518	ERJ6GEYJ183	S.M.CARB	0.1W	5%	18K	🔗
R2519	ERJ6GEY0R00	S.M.CARB	0.1W	5%	0	🔗
R2520	ERJ6GEYJ102	S.M.CARB	0.1W	5%	1K	🔗
R2521	ERJ6GEYJ102	S.M.CARB	0.1W	5%	1K	🔗
R2523	ERJ6GEYJ681	S.M.CARB	0.1W	5%	680	🔗
R2524	ERJ6GEYJ681	S.M.CARB	0.1W	5%	680	🔗
R2525	ERJ6GEYJ104	S.M.CARB	0.1W	5%	100K	🔗
R2526	ERJ6GEYJ104	S.M.CARB	0.1W	5%	100K	🔗
R2527	ERJ6GEYJ332	S.M.CARB	0.1W	5%	3K3	🔗
R2528	ERJ6GEYJ332	S.M.CARB	0.1W	5%	3K3	🔗

Cct Ref	Parts Number	Description				
R2529	ERJ6GEYJ473	S.M.CARB	0.1W	5%	47K	🔗
R2530	ERJ6GEYJ473	S.M.CARB	0.1W	5%	47K	🔗
R2531	ERJ6GEYJ103	S.M.CARB	0.1W	5%	10K	🔗
R2532	ERJ6GEYJ103	S.M.CARB	0.1W	5%	10K	🔗
R2533	ERJ6GEYJ473	S.M.CARB	0.1W	5%	47K	🔗
R2534	ERJ6GEYJ473	S.M.CARB	0.1W	5%	47K	🔗
R2535	ERJ6GEYJ103	S.M.CARB	0.1W	5%	10K	🔗
R2536	ERJ6GEYJ103	S.M.CARB	0.1W	5%	10K	🔗
R2537	ERJ6GEYJ472	S.M.CARB	0.1W	5%	4K7	🔗
R2702	ERDS1TJ154	CARBON	0.5W	5%	150	🔗
R2703	ERDS1TJ184	CARBON	0.5W	5%	180	🔗
R2704	ERG5FJ473	METAL	5W	5%	47K	🔗 🚩
R2705	ERD2FCVJ4R7P	CARBON	2W	5%	4R7	🔗 🚩
R2706	ERG1FJ101P	METAL	1W	5%	100	🔗 🚩
R2707	ERG1FJ101P	METAL	1W	5%	100	🔗 🚩
R2708	ERD2FCVJ4R7P	CARBON	2W	5%	4R7	🔗 🚩
R2709	ERW12PKR33	WOUND	0.5W	10%	R33	🔗 🚩
R2712	ERG3FJ101	METAL	3W	5%	100	🔗 🚩
R2713	ERG3FJ101	METAL	3W	5%	100	🔗 🚩
R2714	ERDS1TJ2R2	CARBON	0.5W	5%	2R2	🔗
R2715	ERD25TJ101	CARBON	0.25W	5%	100	🔗
R2716	ERD25TJ202	CARBON	0.25W	5%	2K	🔗
R2717	ERDS1TJ103	CARBON	0.5W	5%	10K	🔗
R2718	ERJ6GEYJ102	S.M.CARB	0.1W	5%	1K	🔗
R2719	ERJ6GEYJ223	S.M.CARB	0.1W	5%	22K	🔗
R2720	ERJ6GEYJ101	S.M.CARB	0.1W	5%	100	🔗
R2721	ERJ6GEYJ222	S.M.CARB	0.1W	5%	2K2	🔗
R2722	ERJ6GEYJ183	S.M.CARB	0.1W	5%	18K	🔗
R2724	ERJ6GEYJ1R0	S.M.CARB	0.1W	5%	1	🔗
R2725	ERJ6GEYJ223	S.M.CARB	0.1W	5%	22K	🔗
R2726	ERJ6GEYJ331	S.M.CARB	0.1W	5%	330	🔗
R2727	ERG3FJ471	METAL	3W	5%	470	🔗 🚩
R2728	ERG3FJ471	METAL	3W	5%	470	🔗 🚩
R2729	ERJ6GEYJ822	S.M.CARB	0.1W	5%	8K2	🔗
R2730	ERJ6GEYJ222	S.M.CARB	0.1W	5%	2K2	🔗
R2731	ERJ6GEYJ2R2	S.M.CARB	0.1W	5%	2R2	🔗
R2732	ERJ6GEYJ223	S.M.CARB	0.1W	5%	22K	🔗
R2733	ERJ6GEYJ331	S.M.CARB	0.1W	5%	330	🔗
R2734	ERJ6GEYJ123	S.M.CARB	0.1W	5%	12K	🔗
R2735	ERJ6GEYJ153	S.M.CARB	0.1W	5%	15K	🔗
R2736	ERJ6GEYJ2R2	S.M.CARB	0.1W	5%	2R2	🔗
R2737	ERJ6GEYJ332	S.M.CARB	0.1W	5%	3K3	🔗
R2738	ERJ6GEYJ102	S.M.CARB	0.1W	5%	1K	🔗
R2739	ERJ6GEYJ332	S.M.CARB	0.1W	5%	3K3	🔗
R2740	ERJ6GEYJ102	S.M.CARB	0.1W	5%	1K	🔗
R2741	ERJ6GEYJ332	S.M.CARB	0.1W	5%	3K3	🔗
R2742	ERJ6GEYJ102	S.M.CARB	0.1W	5%	1K	🔗
R2743	ERJ6GEYJ103	S.M.CARB	0.1W	5%	10K	🔗
R3001	ERJ6GEYJ101	S.M.CARB	0.1W	5%	100	🔗
R3002	ERJ6GEYJ471	S.M.CARB	0.1W	5%	470	🔗
R3003	ERJ6GEYJ101	S.M.CARB	0.1W	5%	100	🔗
R3004	ERJ6GEYJ153	S.M.CARB	0.1W	5%	15K	🔗
R3005	ERJ6GEYJ101	S.M.CARB	0.1W	5%	100	🔗
R3006	ERJ6GEYJ471	S.M.CARB	0.1W	5%	470	🔗
R3007	ERJ6GEYJ101	S.M.CARB	0.1W	5%	100	🔗
R3008	ERJ6GEYJ153	S.M.CARB	0.1W	5%	15K	🔗
R3009	ERJ6GEYJ750	S.M.CARB	0.1W	5%	75	🔗
R3010	ERJ6GEYJ750	S.M.CARB	0.1W	5%	75	🔗
R3011	ERJ6GEYJ750	S.M.CARB	0.1W	5%	75	🔗
R3012	ERJ6GEYJ750	S.M.CARB	0.1W	5%	75	🔗
R3013	ERJ6GEYJ101	S.M.CARB	0.1W	5%	100	🔗
R3014	ERJ6GEYJ471	S.M.CARB	0.1W	5%	470	🔗
R3015	ERJ6GEYJ101	S.M.CARB	0.1W	5%	100	🔗
R3016	ERJ6GEYJ153	S.M.CARB	0.1W	5%	15K	🔗
R3017	ERJ6GEYJ101	S.M.CARB	0.1W	5%	100	🔗
R3018	ERJ6GEYJ471	S.M.CARB	0.1W	5%	470	🔗

Cct Ref	Parts Number	Description			
R3019	ERJ6GEYJ101	S.M.CARB	0.1W	5%	100
R3020	ERJ6GEYJ153	S.M.CARB	0.1W	5%	15K
R3021	ERJ6GEYJ750	S.M.CARB	0.1W	5%	75
R3022	ERJ6GEYJ102	S.M.CARB	0.1W	5%	1K
R3023	ERJ6GEYJ123	S.M.CARB	0.1W	5%	12K
R3024	ERJ6GEYJ472	S.M.CARB	0.1W	5%	4K7
R3025	ERJ6GEYJ750	S.M.CARB	0.1W	5%	75
R3026	ERJ6GEYJ750	S.M.CARB	0.1W	5%	75
R3044	ERJ6GEYJ750	S.M.CARB	0.1W	5%	75
R3046	ERJ6GEYJ101	S.M.CARB	0.1W	5%	100
R3047	ERJ6GEYJ101	S.M.CARB	0.1W	5%	100
R3048	ERJ6GEYJ103	S.M.CARB	0.1W	5%	10K
R3049	ERJ6GEYJ101	S.M.CARB	0.1W	5%	100
R3050	ERJ6GEYJ103	S.M.CARB	0.1W	5%	10K
R3057	ERJ6GEYJ750	S.M.CARB	0.1W	5%	75
R3101	ERDS1TJ151	CARBON	0.5W	5%	150
R3102	ERDS1TJ151	CARBON	0.5W	5%	150
R3103	ERG2SJS151	METAL	2W	5%	150
R3104	ERG2SJS151	METAL	2W	5%	150
R3105	ERJ6GEYJ101	S.M.CARB	0.1W	5%	100
R3106	ERJ6GEYJ101	S.M.CARB	0.1W	5%	100
R3107	ERJ6GEYJ153	S.M.CARB	0.1W	5%	15K
R3108	ERJ6GEYJ153	S.M.CARB	0.1W	5%	15K
R3402	ERJ6GEYJ750	S.M.CARB	0.1W	5%	75
R3403	ERJ6GEYJ101	S.M.CARB	0.1W	5%	100
R3404	ERJ6GEYJ242	S.M.CARB	0.1W	5%	2K4
R3405	ERJ6GEYJ104	S.M.CARB	0.1W	5%	100K
R3406	ERJ6GEYJ301	S.M.CARB	0.1W	5%	300
R3407	ERJ6GEYJ123	S.M.CARB	0.1W	5%	12K
R3408	ERJ6GEYJ472	S.M.CARB	0.1W	5%	4K7
R3409	ERJ6GEYJ750	S.M.CARB	0.1W	5%	75
R3601	ERJ6GEYJ101	S.M.CARB	0.1W	5%	100
R3602	ERJ6GEYJ101	S.M.CARB	0.1W	5%	100
R3603	ERJ6GEYJ101	S.M.CARB	0.1W	5%	100
R3604	ERJ6GEYJ101	S.M.CARB	0.1W	5%	100
R3605	ERJ6GEYJ101	S.M.CARB	0.1W	5%	100
R3606	ERJ6GEYJ101	S.M.CARB	0.1W	5%	100
R3607	ERJ6GEYJ472	S.M.CARB	0.1W	5%	4K7
R3608	ERJ6GEYJ752	S.M.CARB	0.1W	5%	7K5
R3609	ERJ6GEY0R00	S.M.CARB	0.1W	5%	0
R3610	ERJ6GEYJ102	S.M.CARB	0.1W	5%	1K
CAPACITORS					
C102	ECUV1H103ZFX	S.M. CAP	50V		10nF
C103	ECJ2VF1H104Z	ELECT	350V		100nF
C106	ECUV1H560JCX	S.M. CAP	50V		56pF
C107	ECJ2VF1H104Z	ELECT	350V		100nF
C108	ECA1CM100GB	ELECT	16V		10µF
C109	ECUV1H102JCX	S.M. CAP	50V		1nF
C110	ECUV1H103ZFX	S.M. CAP	50V		10nF
C111	ECA1HMR33GB	ELECT	50V		10nF
C117	ECUV1H103ZFX	S.M. CAP	50V		10nF
C118	ECJ2VF1H104Z	ELECT	350V		100nF
C119	ECA1CM221GB	ELECT	16V		220µF
C120	ECA1CM221GB	ELECT	16V		220µF
C121	ECUV1H561KBX	S.M. CAP	50V		560pF
C122	ECUV1H102KBX	S.M. CAP	50V		1nF
C123	ECUV1H102KBX	S.M. CAP	50V		1nF
C124	ECUV1H220JCX	S.M. CAP	50V		22pF
C125	ECUV1H100DCX	S.M. CAP	50V		10pF
C251	ECA1EM330B	ELECT	25V		33µF
C252	ECUV1H223KBX	S.M. CAP	50V		22nF
C253	ECA1HM4R7GB	ELECT	50V		4.7µF
C254	ECQM1H684J	FILM	50V		4.7µF
C255	ECA1EM101GB	ELECT	25V		100µF
C256	ECUV1H223KBX	S.M. CAP	50V		22nF
C257	ECA1HM4R7GB	ELECT	50V		4.7µF

Cct Ref	Parts Number	Description			
C258	ECA1EM330B	ELECT	25V		33µF
C259	ECQM1H684J	FILM	50V		33µF
C260	ECA1VM102GB	ELECT	35V		1nF
C261	ECA1VM102GB	ELECT	35V		1nF
C262	ECQM1H394J	FILM	50V		390nF
C263	ECA1HM010GB	ELECT	50V		1µF
C264	ECA1HHG222E	ELECT	50V		1µF
C265	ECQM1H394J	FILM	50V		390nF
C266	ECA1HM010GB	ELECT	50V		1µF
C267	ECJ2VB1H104K	ELECT	350V		100nF
C268	ECJ2VB1H104K	ELECT	350V		100nF
C270	ECJ2VB1H104K	ELECT	350V		100nF
C301	ECJ2VB1C104K	ELECT	350V		100nF
C302	ECJ2VB1C104K	ELECT	350V		100nF
C303	ECJ2VB1C104K	ELECT	350V		100nF
C304	ECA1CM100GB	ELECT	16V		10µF
C351	ECUV1H090DCN	S.M. CAP	50V		10µF
C352	ECUV1H090DCN	S.M. CAP	50V		10µF
C353	ECUV1H090DCN	S.M. CAP	50V		10µF
C354	ECQM2104KZ	FILM	250V		100nF
C355	ECUV1H471JCX	S.M. CAP	50V		470pF
C356	ECUV1H471JCX	S.M. CAP	50V		470pF
C357	ECUV1H471JCX	S.M. CAP	50V		470pF
C358	ECQM1H224J	FILM	50V		220nF
C360	ECKC3D152J	CERAMIC	2KV		1.5nF
C361	ECA1HMR47GB	ELECT	50V		1.5nF
C363	ECA1VM471GB	ELECT	35V		470µF
C364	ECJ2VF1H103Z	ELECT	350V		10nF
C366	ECA1CM100GB	ELECT	16V		10µF
C451	ECUV1H102JX	S.M. CAP	50V		10µF
C453	ECUV1H152KBX	S.M. CAP	50V		10µF
C454	ECUV1H223KBM	S.M. CAP	50V		10µF
C455	ECA1HM100GB	ELECT	50V		10µF
C456	ECA1HHG221B	ELECT	50V		220µF
C458	ECQB1222JF3	FILM	100V		2.2nF
C459	222236516154	FILM	160V		2.2nF
C461	ECCR2H270J	CERAMIC	500V		27pF
C508	ECQV1H105JZ	FILM	50V		1µF
C509	ECEA1HU101	ELECT	50V		100µF
C510	ECUV1H104KBX	S.M. CAP	50V		100µF
C511	ECQM2683JZ	FILM	250V		68nF
C551	ECKC3D122J	CERAMIC	2KV		1.2nF
C552	ECWH15H102J	FILM	1500V		1nF
C554	ECWF2H514J	FILM	500V		1nF
C555	ECWH15H103J	FILM	1500V		10nF
C556	ECQM4333JC	FILM	400V		33nF
C557	ECKC2H471J	CERAMIC	500V		470pF
C558	ECA1HHG471E	ELECT	50V		470µF
C559	ECWF2H684J	FILM	500V		470µF
C560	ECA2GHG2R2B	ELECT	400V		470µF
C561	ECA1EHG102B	ELECT	25V		470µF
C562	ECKC2H101J	CERAMIC	500V		100pF
C563	ECA2EHG220B	ELECT	250V		20µF
C564	ECEA2AU2R2	ELECT	100V		20µF
C565	ECQP1H273J	FILM	100V		20µF
C566	ECKC2H471J	CERAMIC	500V		470pF
C567	ECA1EHG102B	ELECT	25V		470pF
C568	ECKC2H471J	CERAMIC	500V		470pF
C569	ECKC2H102J	CERAMIC	500V		1nF
C601	ECUV1H104KBX	S.M. CAP	50V		1nF
C602	ECA1HM101GB	ELECT	50V		100µF
C603	ECUV1H102JCX	S.M. CAP	50V		1nF
C604	ECJ2VF1H223Z	ELECT	350V		22nF
C605	ECA1HM101GB	ELECT	50V		100µF
C606	ECA1HM3R3GB	ELECT	50V		3.3µF
C607	ECJ2VF1H104Z	ELECT	350V		100nF

Cct Ref	Parts Number	Description		
C608	ECUV1H153KBX	S.M. CAP	50V	15nF
C609	ECUV1H153KBX	S.M. CAP	50V	15nF
C610	ECUV1H153KBX	S.M. CAP	50V	15nF
C611	ECUV1H153KBX	S.M. CAP	50V	15nF
C612	ECUV1H153KBX	S.M. CAP	50V	15nF
C613	ECUV1H153KBX	S.M. CAP	50V	15nF
C614	ECUV1H050CCX	S.M. CAP	50V	50pF
C615	ECUV1H050CCX	S.M. CAP	50V	50pF
C616	ECA1CM100GB	ELECT	16V	10µF
C617	ECUV1H223KBX	S.M. CAP	50V	22nF
C618	ECA1CM221GB	ELECT	16V	220µF
C619	ECJ2VB1H473K	ELECT	350V	47nF
C620	ECA1HM101GB	ELECT	50V	100µF
C621	ECJ2VB1C104K	ELECT	350V	100nF
C622	ECUV1H683KBX	S.M. CAP	50V	68nF
C623	ECUV1H102JCX	S.M. CAP	50V	1nF
C624	ECJ3VB1C474K	ELECT	3.5KV	470nF
C625	ECJ3VB1C474K	ELECT	3.5KV	470nF
C626	ECJ3VB1C474K	ELECT	3.5KV	470nF
C627	ECJ3VB1C474K	ELECT	3.5KV	470nF
C628	ECA1CM100GB	ELECT	16V	10µF
C629	ECUV1H104KBX	S.M. CAP	50V	10µF
C630	ECUV1H100DCX	S.M. CAP	50V	10pF
C631	ECUV1H683ZFX	S.M. CAP	50V	68nF
C632	ECUV1H270JCX	S.M. CAP	50V	27pF
C633	ECUV1H271JCX	S.M. CAP	50V	270pF
C634	ECUV1H271JCX	S.M. CAP	50V	270pF
C635	ECUV1H180JCX	S.M. CAP	50V	18pF
C636	ECUV1H271JCX	S.M. CAP	50V	270pF
C637	ECUV1H101JCX	S.M. CAP	50V	100pF
C638	ECUV1H471JCX	S.M. CAP	50V	470pF
C639	ECUV1H332KBM	S.M. CAP	50V	470pF
C701	ECA1HHG101B	ELECT	50V	100µF
C702	ECUV1H103KBX	S.M. CAP	50V	10nF
C703	ECEA1HGE100	ELECT	50V	10µF
C704	ECQB1H223K	FILM	50V	22nF
C705	ECQB1H222J	FILM	50V	2.2nF
C804	ECQE2A474MWB	FILM	100V	470nF
C806	ECKWNA101MBC	CERAMIC	400V	100µF
C807	ECKC2H472J	CERAMIC	500V	4.7nF
C808	ECKC2H472J	CERAMIC	500V	4.7nF
C809	ECKC2H472J	CERAMIC	500V	4.7nF
C810	ECKC2H472J	CERAMIC	500V	4.7nF
C811	ECOS2GG181NG	ELECT	400V	180µF
C814	ECKC3D102J	CERAMIC	2KV	1nF
C815	ECKC1H471J	CERAMIC	50V	470pF
C816	ECA1EM101GB	ELECT	25V	100µF
C817	ECQE6104K	FILM	600V	100nF
C818	ECKWNA332MEC	CERAMIC	250V	3.3nF
C819	ECQB1H152K	FILM	50V	1.5nF
C850	ECKC3D471JB	CERAMIC	2KV	470pF
C851	ECA2CM221E	ELECT	160V	220µF
C852	ECA2CHG101E	ELECT	160V	100µF
C853	ECKC2H471J	CERAMIC	500V	470pF
C854	ECA1EM102GB	ELECT	25V	100µF
C855	ECKC2H471J	CERAMIC	500V	470pF
C856	ECA1AHG222B	ELECT	10V	470pF
C857	ECKC2H471J	CERAMIC	500V	470pF
C858	ECEA1HGE102	ELECT	50V	470pF
C859	ECJ2VF1H104Z	ELECT	350V	100nF
C860	ECA1HM101GB	ELECT	50V	100µF
C862	ECJ2VF1H104Z	ELECT	350V	100nF
C863	ECA1HM101GB	ELECT	50V	100µF
C866	ECJ2VF1H104Z	ELECT	350V	100nF
C867	ECA1CM100GB	ELECT	16V	10µF
C868	ECA1CM100GB	ELECT	16V	10µF

Cct Ref	Parts Number	Description		
C869	ECA1EM101GB	ELECT	25V	100µF
C870	ECA1EM471GB	ELECT	25V	470µF
C871	ECA1CM102B	ELECT	16V	470µF
C872	ECA1CM471GB	ELECT	16V	470µF
C873	ECA1CM100GB	ELECT	16V	10µF
C875	ECA2CM4R7B	ELECT	160V	10µF
C876	ECA1AHG471E	ELECT	10V	470pF
C902	ECA1VM101GB	ELECT	35V	100µF
C903	ECUV1H472KBX	S.M. CAP	50V	4.7nF
C904	ECUV1H472KBX	S.M. CAP	50V	4.7nF
C906	ECUV1H471KBX	S.M. CAP	50V	470pF
C908	ECUV1H151JCX	S.M. CAP	50V	150pF
C909	ECKC2H472J	CERAMIC	500V	4.7nF
C910	ECKC2H472J	CERAMIC	500V	4.7nF
C911	ECUV1H151JCX	S.M. CAP	50V	150pF
C912	ECEA2CU100	ELECT	160V	10µF
C913	ECA1HM101GB	ELECT	50V	100µF
C914	ECA1HM101GB	ELECT	50V	100µF
C916	ECEA2CGE100	ELECT	160V	10µF
C950	ECJ2VB1C104K	ELECT	350V	100nF
C1071	ECUV1H331JCX	S.M. CAP	50V	330pF
C1072	ECUV1H103KBX	S.M. CAP	50V	10nF
C1073	ECA1HM101GB	ELECT	50V	100µF
C1101	ECJ2VF1H104Z	ELECT	350V	100nF
C1102	ECA0JM101G	ELECT	6.3V	100µF
C1103	ECUV1H220JCX	S.M. CAP	50V	22pF
C1104	ECUV1H220JCX	S.M. CAP	50V	22pF
C1105	ECUV1H101JCX	S.M. CAP	50V	100pF
C1108	ECJ2VB1H333K	ELECT	350V	33nF
C1111	ECA1CM100GB	ELECT	16V	10µF
C1112	ECUV1H103KBX	S.M. CAP	50V	10nF
C1115	ECJ3VB1C474K	ELECT	3.5KV	470nF
C1116	ECUV1H472KBX	S.M. CAP	50V	4.7nF
C1117	ECJ2VF1H104Z	ELECT	350V	100nF
C1118	ECUV1H103KBX	S.M. CAP	50V	10nF
C1119	ECUV1H221JCX	S.M. CAP	50V	220pF
C1120	ECJ2VF1H104Z	ELECT	350V	100nF
C1121	ECUV1H221JCX	S.M. CAP	50V	220pF
C1123	ECUV1H101JCX	S.M. CAP	50V	100pF
C1124	ECUV1H101JCX	S.M. CAP	50V	100pF
C1125	ECUV1H101JCX	S.M. CAP	50V	100pF
C1126	ECUV1H101JCX	S.M. CAP	50V	100pF
C1127	ECUV1H221JCX	S.M. CAP	50V	220pF
C1128	ECUV1H223KBX	S.M. CAP	50V	22nF
C1129	ECUV1H270JCX	S.M. CAP	50V	27pF
C2101	ECUV1H102JCX	S.M. CAP	50V	1nF
C2102	ECUV1H102JCX	S.M. CAP	50V	1nF
C2103	ECUV1H102JCX	S.M. CAP	50V	1nF
C2104	ECUV1H102JCX	S.M. CAP	50V	1nF
C2105	ECUV1H102JCX	S.M. CAP	50V	1nF
C2106	ECUV1H102JCX	S.M. CAP	50V	1nF
C2107	ECUV1H102JCX	S.M. CAP	50V	1nF
C2108	ECUV1H102JCX	S.M. CAP	50V	1nF
C2109	ECUV1H102JCX	S.M. CAP	50V	1nF
C2110	ECUV1H102JCX	S.M. CAP	50V	1nF
C2111	ECA1CM100GB	ELECT	16V	10µF
C2112	ECA1CM100GB	ELECT	16V	10µF
C2113	ECA1HM3R3GB	ELECT	50V	3.3µF
C2114	ECJ2VF1H104Z	ELECT	350V	100nF
C2115	ECUV1H221JCX	S.M. CAP	50V	220pF
C2116	ECUV1H221JCX	S.M. CAP	50V	220pF
C2117	ECUV1H221JCX	S.M. CAP	50V	220pF
C2118	ECUV1H221JCX	S.M. CAP	50V	220pF
C2119	ECUV1H221JCX	S.M. CAP	50V	220pF
C2120	ECUV1H221JCX	S.M. CAP	50V	220pF
C2121	ECA1CM100GB	ELECT	16V	10µF

Cct Ref	Parts Number	Description		
C2122	ECJ2VF1H104Z	ELECT	350V	100nF
C2123	ECUV1H221JCX	S.M. CAP	50V	220pF
C2124	ECUV1H070DTX	S.M. CAP	50V	70pF
C2125	ECUV1H470JCX	S.M. CAP	50V	47pF
C2126	ECUV1H070DTX	S.M. CAP	50V	70pF
C2127	ECUV1H010CCX	S.M. CAP	50V	1pF
C2128	ECUV1H010CCX	S.M. CAP	50V	1pF
C2129	ECA1CM102B	ELECT	16V	1pF
C2130	ECA1CM331B	ELECT	16V	330µF
C2131	ECUV1H103ZFX	S.M. CAP	50V	10nF
C2132	ECUV1H103ZFX	S.M. CAP	50V	10nF
C2134	ECUV1H103ZFX	S.M. CAP	50V	10nF
C2135	ECA1HM101GB	ELECT	50V	100µF
C2136	ECJ2VF1H104Z	ELECT	350V	100nF
C2137	ECA1CM100GB	ELECT	16V	10µF
C2138	ECUV1H471KBX	S.M. CAP	50V	470pF
C2139	ECUV1H221JCX	S.M. CAP	50V	220pF
C2140	ECA1HM101GB	ELECT	50V	100µF
C2141	ECUV1H152JCX	S.M. CAP	50V	1.5pF
C2301	ECUV1H222JCX	S.M. CAP	50V	2.2nF
C2302	ECA1CM470GB	ELECT	16V	47µF
C2303	ECUV1H222JCX	S.M. CAP	50V	2.2nF
C2304	ECA1CM470GB	ELECT	16V	47µF
C2401	ECUV1H103KBX	S.M. CAP	50V	10nF
C2402	ECUV1H103KBX	S.M. CAP	50V	10nF
C2403	ECA1HM010GB	ELECT	50V	1µF
C2405	ECA1HM010GB	ELECT	50V	1µF
C2406	ECA1HM101GB	ELECT	50V	100µF
C2407	ECA1CM471GB	ELECT	16V	470µF
C2408	ECA1HM010GB	ELECT	50V	1µF
C2409	ECA1CM100GB	ELECT	16V	10µF
C2410	ECUV1H152KBX	S.M. CAP	50V	10µF
C2411	ECUV1H221JX	S.M. CAP	50V	10µF
C2412	ECUV1H471KBX	S.M. CAP	50V	470pF
C2413	ECUV1H102KBX	S.M. CAP	50V	1nF
C2414	ECUV1H102KBX	S.M. CAP	50V	1nF
C2415	ECUV1H102KBX	S.M. CAP	50V	1nF
C2416	ECUV1H102KBX	S.M. CAP	50V	1nF
C2417	ECUV1H102KBX	S.M. CAP	50V	1nF
C2418	ECA1CM220GB	ELECT	16V	22µF
C2419	ECA1CM220GB	ELECT	16V	22µF
C2420	ECUV1H152KBX	S.M. CAP	50V	22µF
C2421	ECUV1H471KBX	S.M. CAP	50V	470pF
C2422	ECA1CM100GB	ELECT	16V	10µF
C2423	ECJ2VB1H104K	ELECT	350V	100nF
C2424	ECA1HM3R3GB	ELECT	50V	3.3µF
C2427	ECUV1H152KBX	S.M. CAP	50V	3.3µF
C2428	ECUV1H471KBX	S.M. CAP	50V	470pF
C2429	ECA1CM100GB	ELECT	16V	10µF
C2430	ECUV1H010CCX	S.M. CAP	50V	1pF
C2431	ECUV1H010CCX	S.M. CAP	50V	1pF
C2432	ECUV1H101JCX	S.M. CAP	50V	100pF
C2434	ECA1HM010GB	ELECT	50V	1µF
C2435	ECA1HM010GB	ELECT	50V	1µF
C2436	ECUV1H101JCX	S.M. CAP	50V	100pF
C2437	ECUV1H101JCX	S.M. CAP	50V	100pF
C2438	ECA1HM010GB	ELECT	50V	1µF
C2439	ECA1HM010GB	ELECT	50V	1µF
C2440	ECUV1H101JCX	S.M. CAP	50V	100pF
C2441	ECUV1H103KBX	S.M. CAP	50V	10nF
C2445	ECUV1H103KBX	S.M. CAP	50V	10nF
C2451	ECA1CM100GB	ELECT	16V	10µF
C2452	ECJ2VF1H104Z	ELECT	350V	100nF
C2453	ECA1HM010GB	ELECT	50V	1µF
C2454	ECUV1H222KBX	S.M. CAP	50V	2.2nF
C2455	ECA1HM010GB	ELECT	50V	1µF


Cct Ref	Parts Number	Description		
C2456	ECUV1H222KBX	S.M. CAP	50V	2.2nF
C2457	ECA1HM010GB	ELECT	50V	1µF
C2458	ECUV1H222KBX	S.M. CAP	50V	2.2nF
C2459	ECA1HM010GB	ELECT	50V	1µF
C2460	ECUV1H222KBX	S.M. CAP	50V	2.2nF
C2461	ECA1HM010GB	ELECT	50V	1µF
C2462	ECUV1H222KBX	S.M. CAP	50V	2.2nF
C2467	ECUV1H103KBX	S.M. CAP	50V	10nF
C2468	ECA1HM010GB	ELECT	50V	1µF
C2469	ECA1HM010GB	ELECT	50V	1µF
C2470	ECA1CM100GB	ELECT	16V	10µF
C2471	ECJ2VB1H104K	ELECT	350V	100nF
C2472	ECUV1H102JCX	S.M. CAP	50V	1nF
C2473	ECUV1H332KBX	S.M. CAP	50V	3.3nF
C2474	ECA1CM470GB	ELECT	16V	47µF
C2475	ECA1HM010GB	ELECT	50V	1µF
C2476	ECA1HM010GB	ELECT	50V	1µF
C2477	ECA1HM010GB	ELECT	50V	1µF
C2478	ECA1HM010GB	ELECT	50V	1µF
C2479	ECUV1H101JCX	S.M. CAP	50V	100pF
C2480	ECUV1H101JCX	S.M. CAP	50V	100pF
C2481	ECA1HM101GB	ELECT	50V	100µF
C2482	ECA1HM101GB	ELECT	50V	100µF
C2483	ECA1CM470GB	ELECT	16V	47µF
C2484	ECUV1H103KBX	S.M. CAP	50V	10nF
C2707	ECOS2GA101BB	ELECT	400V	100µF
C2708	ECKC3D471JB	CERAMIC	2KV	470pF
C2709	ECKC2H103J	CERAMIC	50V	10nF
C2710	ECQM1H333J	FILM	50V	10nF
C2711	ECQM1H683J	FILM	50V	10nF
C2712	ECA1CM221GB	ELECT	16V	220µF
C2713	ECA1CM221GB	ELECT	16V	220µF
C2714	ECKCWS471J	CERAMIC	400V	470pF
C2715	ECKC2H471J	CERAMIC	500V	470pF
C2717	ECA1VHG331B	ELECT	35V	330pF
C2718	ECA1HHG471E	ELECT	50V	470µF
C2719	ECQM1H104J	FILM	50V	100nF
C2720	ECA1HM010GB	ELECT	50V	1µF
C2721	ECUV1H101JCX	S.M. CAP	50V	100pF
C2722	ECUV1H103KBX	S.M. CAP	50V	10nF
C2723	ECA1HM101GB	ELECT	50V	100µF
C2724	ECJ2VB1H104K	ELECT	350V	100nF
C2725	ECA1VM221B	ELECT	35V	220µF
C2726	ECUV1H103ZFX	S.M. CAP	50V	10nF
C2727	ECA1VM101GB	ELECT	35V	100µF
C2728	ECJ2VB1H104K	ELECT	350V	100nF
C2730	ECUV1H562KBX	S.M. CAP	50V	5.6nF
C2732	ECQM1H104J	FILM	50V	100nF
C2733	ECA1HM010GB	ELECT	50V	1µF
C2734	ECUV1H101JCX	S.M. CAP	50V	100pF
C2735	ECA1HM330B	ELECT	50V	33µF
C2736	ECUV1H103ZFX	S.M. CAP	50V	10nF
C2737	ECA1VM102GB	ELECT	35V	1nF
C2738	ECUV1H222KBX	S.M. CAP	50V	2.2nF
C2739	ECA1VM102GB	ELECT	35V	1nF
C2740	ECUV1H103ZFX	S.M. CAP	50V	10nF
C2742	ECQM1H474J	FILM	50V	470nF
C2743	ECA1HM010GB	ELECT	50V	1µF
C2744	ECUV1H101JCX	S.M. CAP	50V	100pF
C2745	ECA1HM330B	ELECT	50V	33µF
C2746	ECUV1H103ZFX	S.M. CAP	50V	10nF
C2747	ECA1VM221B	ELECT	35V	220µF
C2748	ECUV1H222KBX	S.M. CAP	50V	2.2nF
C2749	ECA1VM101GB	ELECT	35V	100µF
C2750	ECUV1H103ZFX	S.M. CAP	50V	10nF
C2751	ECJ2VF1H683Z	ELECT	350V	68nF

Cct Ref	Parts Number	Description		
C2752	ECQM1H474J	FILM	50V	470nF
C2753	ECUV1H332KBX	S.M. CAP	50V	3.3nF
C2755	ECUV1H332KBX	S.M. CAP	50V	3.3nF
C2756	ECA1CM220GB	ELECT	16V	22µF
C3001	ECUV1H222JCX	S.M. CAP	50V	2.2nF
C3002	ECUV1H222JCX	S.M. CAP	50V	2.2nF
C3003	ECA1CM470GB	ELECT	16V	47µF
C3005	ECUV1H561JCX	S.M. CAP	50V	560pF
C3006	ECJ3VB1C474K	ELECT	3.5KV	470nF
C3007	ECUV1H222JCX	S.M. CAP	50V	2.2nF
C3008	ECUV1H222JCX	S.M. CAP	50V	2.2nF
C3009	ECUV1H222JCX	S.M. CAP	50V	2.2nF
C3010	ECA1CM470GB	ELECT	16V	47µF
C3012	ECUV1H561JCX	S.M. CAP	50V	560pF
C3013	ECJ3VB1C474K	ELECT	3.5KV	470nF
C3014	ECUV1H222JCX	S.M. CAP	50V	2.2nF
C3015	ECUV1H222JCX	S.M. CAP	50V	2.2nF
C3016	ECUV1H222JCX	S.M. CAP	50V	2.2nF
C3017	ECA1CM470GB	ELECT	16V	47µF
C3019	ECUV1H561JCX	S.M. CAP	50V	560pF
C3020	ECJ3VB1C474K	ELECT	3.5KV	470nF
C3021	ECUV1H222JCX	S.M. CAP	50V	2.2nF
C3022	ECUV1H222JCX	S.M. CAP	50V	2.2nF
C3023	ECUV1H222JCX	S.M. CAP	50V	2.2nF
C3024	ECA1CM470GB	ELECT	16V	47µF
C3026	ECUV1H561JCX	S.M. CAP	50V	560pF
C3027	ECJ3VB1C474K	ELECT	3.5KV	470nF
C3028	ECUV1H222JCX	S.M. CAP	50V	2.2nF
C3029	ECA1HM101GB	ELECT	50V	100µF
C3032	ECUV1H271JCX	S.M. CAP	50V	270pF
C3033	ECUV1H271JCX	S.M. CAP	50V	270pF
C3034	ECUV1H271JCX	S.M. CAP	50V	270pF
C3035	ECUV1H271JCX	S.M. CAP	50V	270pF
C3101	ECUV1H104KBX	S.M. CAP	50V	270pF
C3102	ECUV1H104KBX	S.M. CAP	50V	270pF
C3103	ECUV1H561JCX	S.M. CAP	50V	560pF
C3104	ECUV1H561JCX	S.M. CAP	50V	560pF
C3105	ECUV1H561JCX	S.M. CAP	50V	560pF
C3106	ECUV1H561JCX	S.M. CAP	50V	560pF
C3107	ECA1HM470GB	ELECT	50V	47µF
C3108	ECA1HM470GB	ELECT	50V	47µF
C3111	ECUV1H391JCX	S.M. CAP	50V	390pF
C3112	ECUV1H271JCX	S.M. CAP	50V	270pF
C3401	ECQM1H224J	FILM	50V	220nF
C3402	ECUV1H101JCX	S.M. CAP	50V	100pF
C3403	ECA1HM101GB	ELECT	50V	100µF
C3404	ECQM1H224J	FILM	50V	220nF
C3405	ECUV1H180JCX	S.M. CAP	50V	18pF
C3406	ECUV1H271JCX	S.M. CAP	50V	270pF
C3407	ECUV1H271JCX	S.M. CAP	50V	270pF
C3408	ECA1HM101GB	ELECT	50V	100µF
C3601	ECA1HM101GB	ELECT	50V	100µF
JSE28	ECUV1H104KBX	S.M. CAP	50V	100µF
TERMINALS AND LINKS				
JK2401	LPR1250-1150	RCA JACK		
JK3101	TJB16673	A.V. TERMINAL		
JK2702	TJB8E013	6 PIN PUSH TERMINAL		
SWITCHES				
S801	ESB92S11B	SWITCH		▲
S1201	EVQ23405R	SWITCH		
S1202	EVQ23405R	SWITCH		
S1203	EVQ23405R	SWITCH		
S1204	EVQ23405R	SWITCH		
S1205	EVQ23405R	SWITCH		

Cct Ref	Parts Number	Description
---------	--------------	-------------

SCHEMATIC DIAGRAMS FOR MODEL TX-28LD4DPL (EURO-4 CHASSIS)

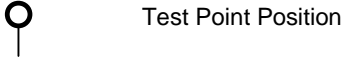
IMPORTANT SAFETY NOTICE

Components identified by  mark have special characteristics important for safety. When replacing any of these components, use only manufacturer's specified parts.

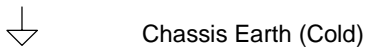
NOTE

1. RESISTOR
All resistors are carbon ¼W resistor, unless marked otherwise.
Unit of resistance is OHM (Ω) (k=1,000, M=1,000,000)
2. CAPACITORS
All capacitors are ceramic 50V unless marked otherwise.
Unit of capacitance is μ F unless otherwise stated.
3. COIL
Unit of inductance is μ H, unless otherwise stated.

4. TEST POINT



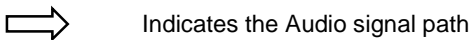
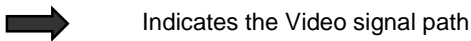
5. EARTH SYMBOL



6. VOLTAGE MEASUREMENT

Voltage is measured by a DC voltmeter.
Measurement conditions are as follows:
Power source AC 220V-240V, 50Hz
Receiving Signal Colour Bar signal (RF)
All customer controls Maximum position

7.



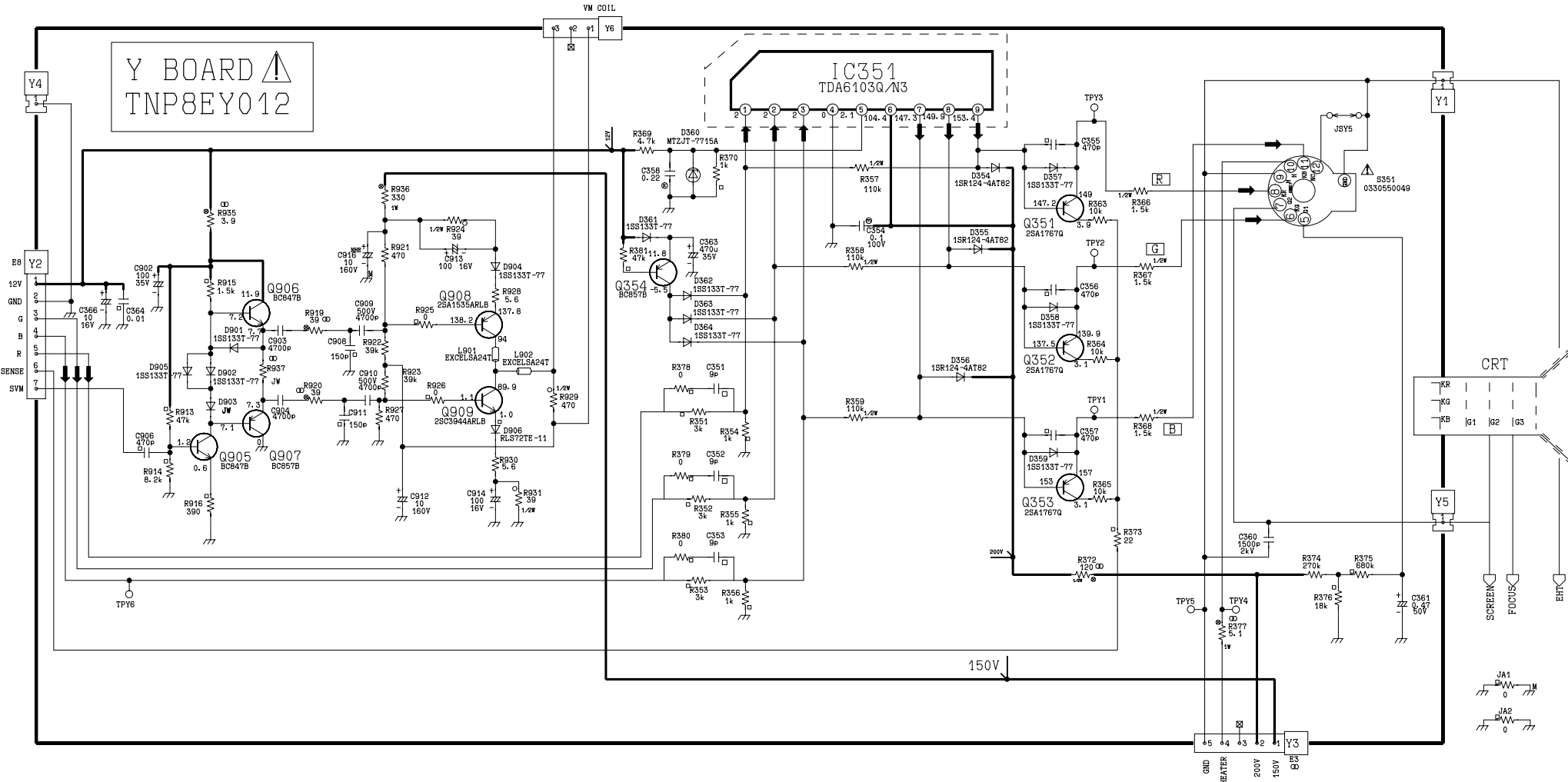
These schematic diagrams are the latest at time of printing and are subject to change without notice.

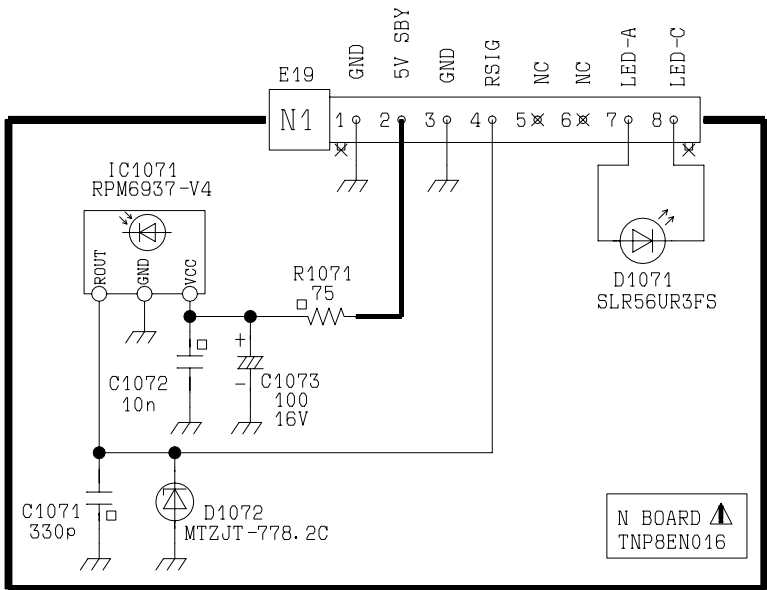
REMARKS

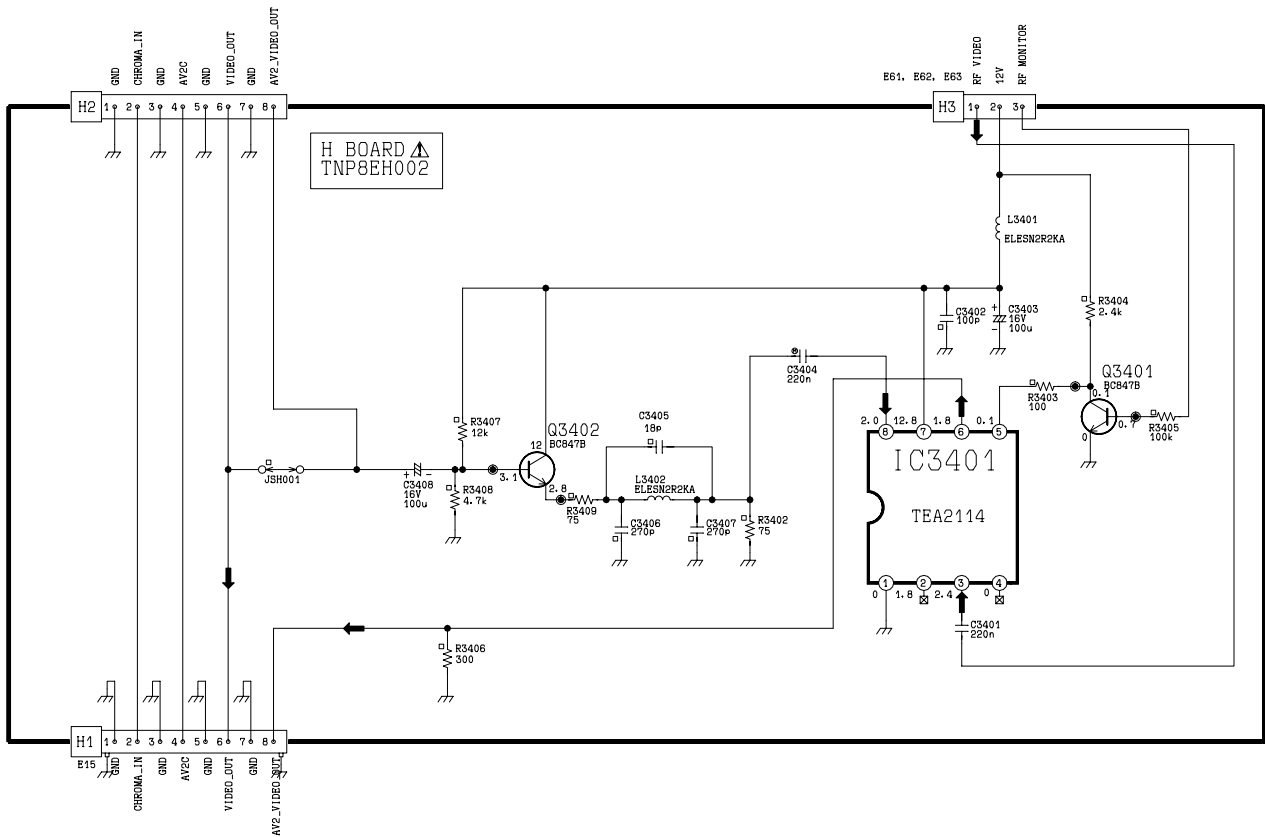
- a. Do not touch the hot part, or the hot and cold parts at the same time, as you are liable to a shock hazard.
- b. Do not short circuit the hot and cold circuits as electrical components may be damaged.
- c. Do not connect an instrument, such as an oscilloscope, to the hot and cold circuits simultaneously as this may cause fuse failure. Connect the earth of the instruments to the earth connection of the circuit being measured.
- d. Make sure to disconnect the power plug before removing the chassis.

NOTE

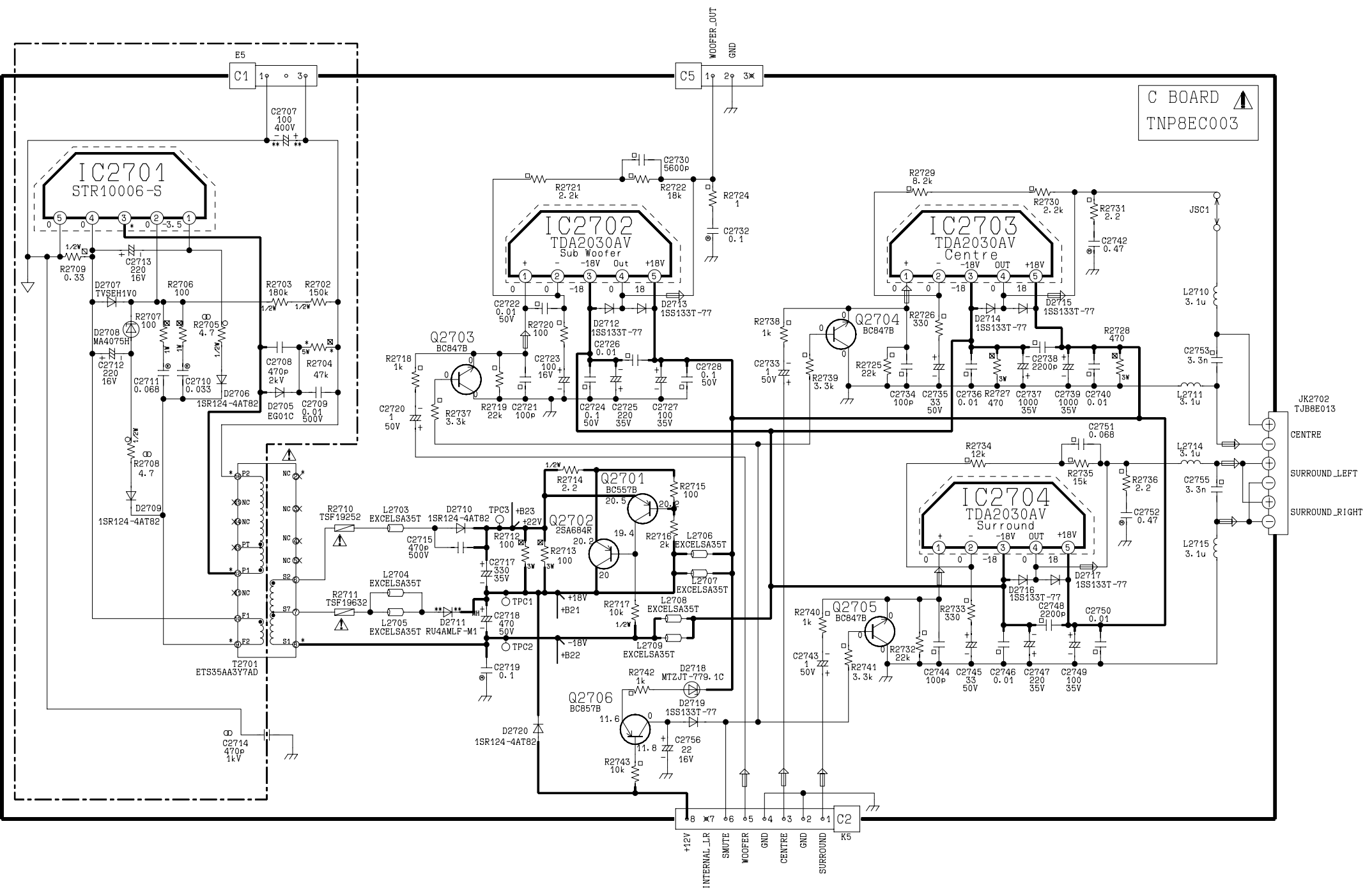
1. The Power Supply Circuit contains a circuit area, which uses a separate power supply to isolate the earth connection. The circuit is defined by HOT and COLD indications in the schematic diagram. All circuits, except the Power Circuit, are COLD.







C BOARD
TNP8EC003



E5
C1 1 3

WOOFER_OUT
GND
C5 1 2 3

IC2701
STR10006-S

IC2702
TDA2030AV
Sub Woofer

IC2703
TDA2030AV
Centre

IC2704
TDA2030AV
Surround

Q2701
BC557B

Q2703
BC847B

Q2704
BC847B

Q2705
BC847B

Q2706
BC857B

T2701
ETS35AA3Y7AD

J5C1

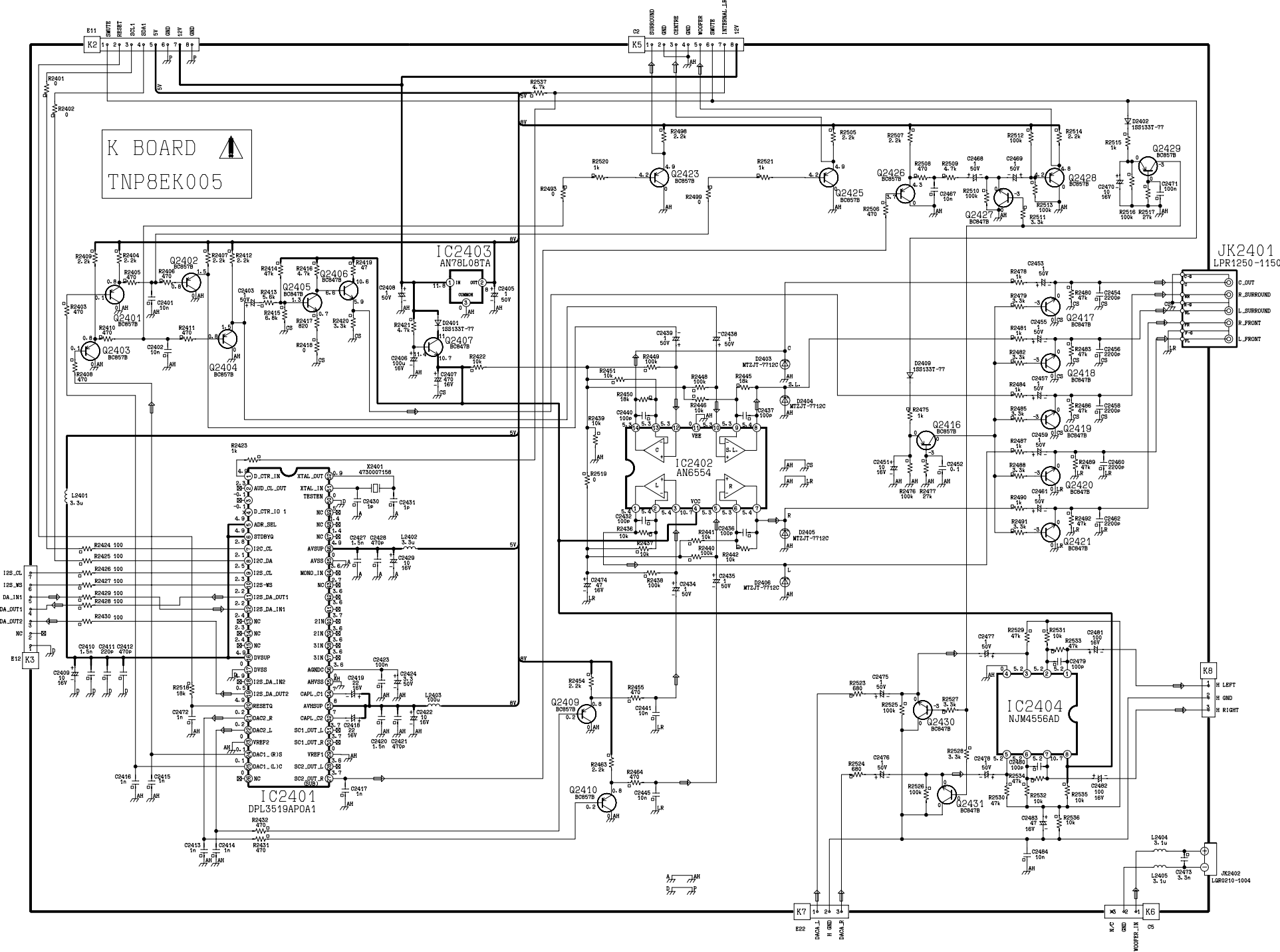
JK2702
TJB8E013

CENTRE

SURROUND_LEFT

SURROUND_RIGHT

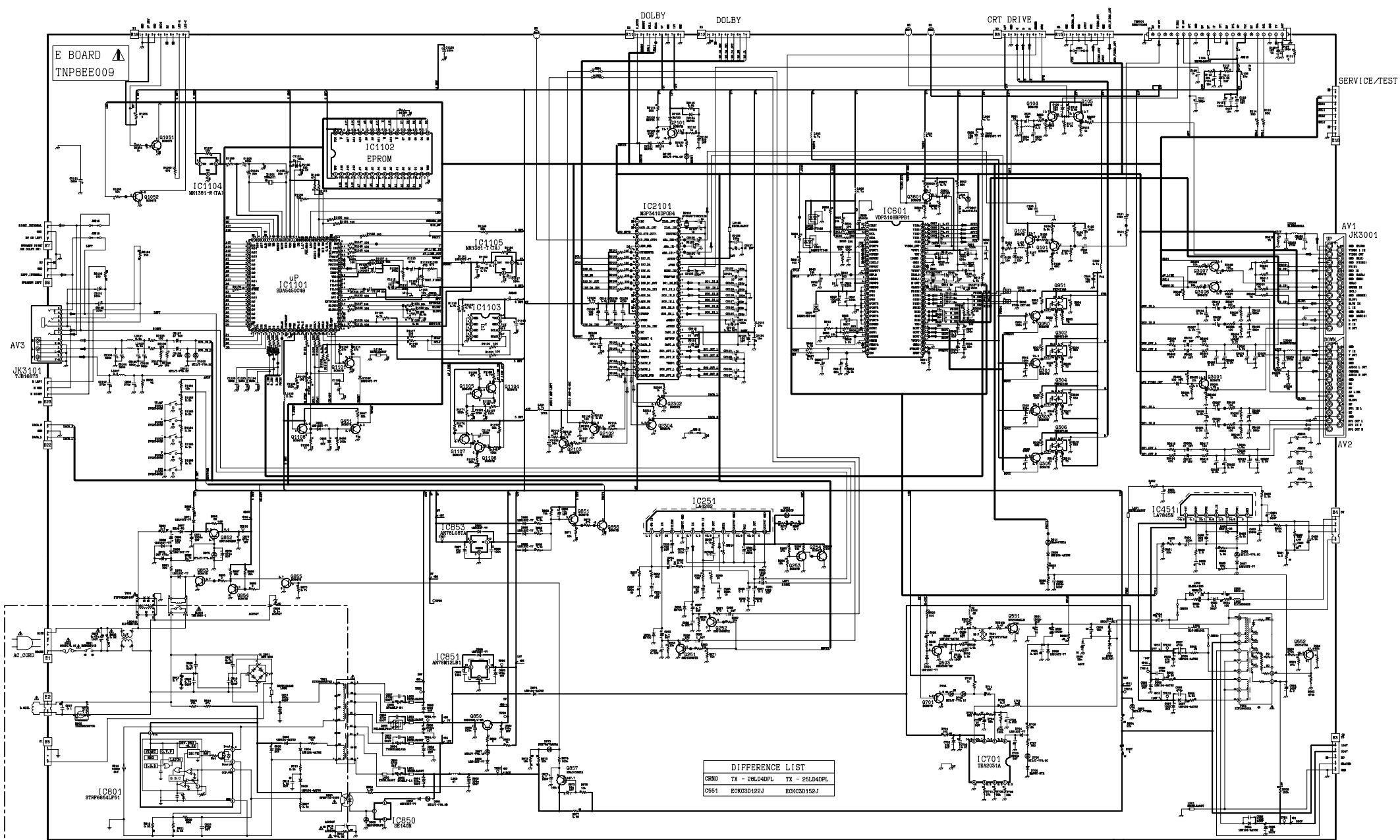
INTERNAL_LR
SMUTE
WOOFER
CENTRE
GND
SURROUND
K5



K BOARD
TNP8EK005

JK2401
LPR1250-1150

JK2402
LGR0210-1004

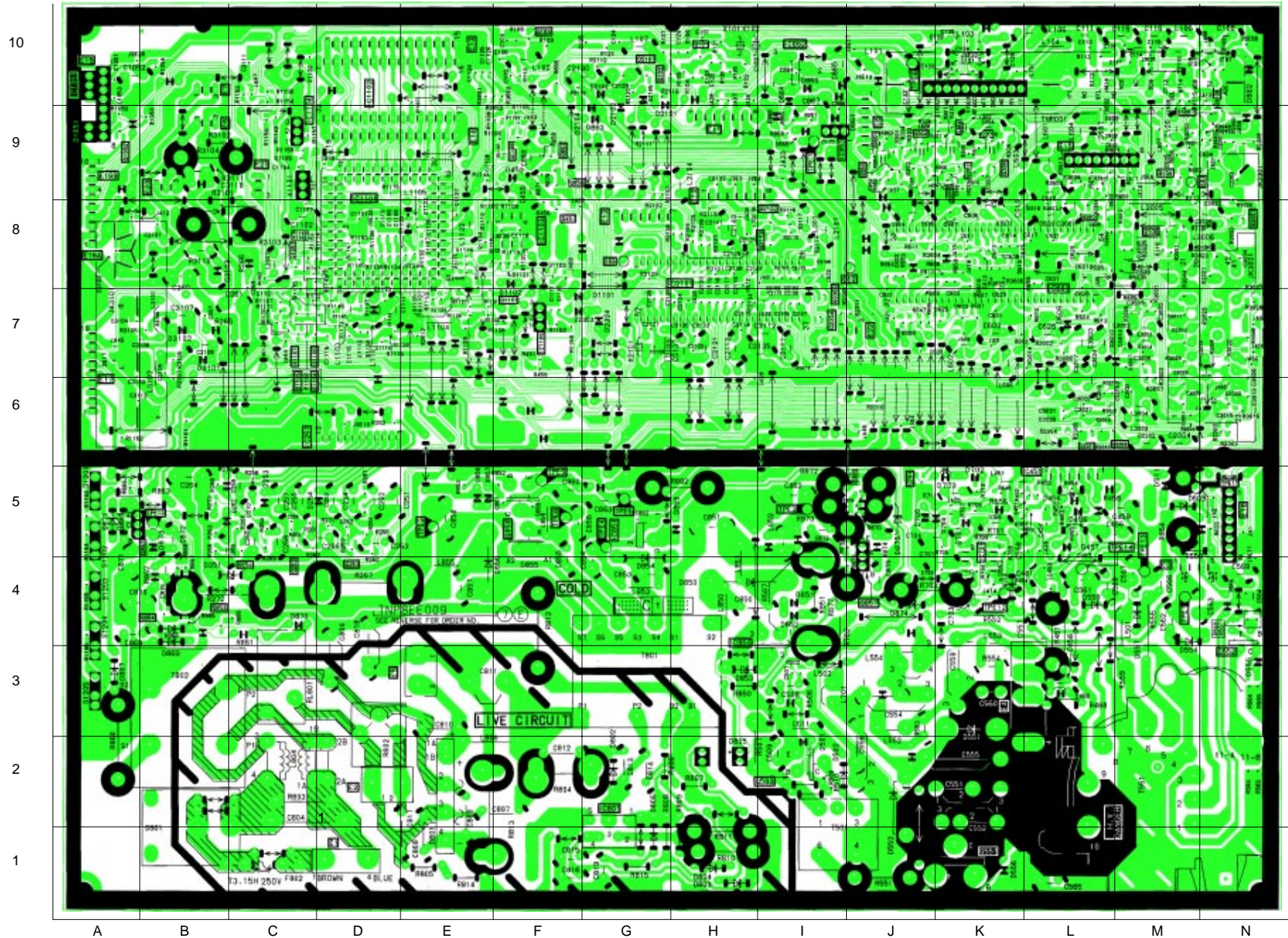


DIFFERENCE LIST

C830	TX - 26LD40PL	TX - 26LD40PL
C851	EKKC30122J	EKKC30152J

E - BOARD TNP8EE009

TRAN'S	DIODES	D588	L4		
Q3601	L8	D3103	B7	D557	M4
Q3007	M9	D3101	B7	D556	K1
Q3001	N8	D3102	B7	D555	N3
Q3006	N10	D2161	G9	D554	M4
Q2304	I7	D2105	G10	D553	K4
Q2303	M6	D2104	F9	D552	J2
Q2301	I7	D2103	G10	D551	K3
Q2103	I8	D2102	G9	D511	M5
Q2102	H8	D1103	F8	D502	I2
Q2101	G10	D1102	F7	D501	I2
Q1108	F9	D1101	G7	D457	L5
Q1107	C7	D1051	A9	D456	L5
Q1106	C7	D875	J5	D454	L5
Q1105	C7	D874	J4	D453	F9
Q1104	C7	D873	B5	D254	C5
Q1101	F7	D871	A5	D253	C5
Q1052	A9	D870	871	D252	B5
Q1051	C8	D869	B4	D251	B4
Q951	J9	D868	B4	IC'S	
Q950	J9	D867	A3	IC2101	H8
Q857	J4	D866	I9	IC1105	F7
Q856	F9	D865	I9	IC1104	C9
Q855	J5	D864	I10	IC1103	F8
Q854	B4	D863	G9	IC1102	D10
Q853	B4	D862	N10	IC1101	D8
Q852	B5	D861	J9	IC1051	A10
Q850	F5	D860	I10	IC852	I10
Q701	J5	D859	H5	IC851	G5
Q552	N3	D858	E5	IC850	H4
Q551	K1	D857	E5	IC801	G2
Q503	I2	D855	F4	IC701	K5
Q451	F8	D854	G4	IC601	L7
Q394	K9	D853	H3	IC451	L5
Q305	K9	D852	I4	IC251	D6
Q303	K9	D851	I4	TP'S	
Q302	J9	D850	H4	TPE14	M5
Q301	K9	D806	G2	TPE13	M4
Q253	C4	D805	H2	TPE12	K4
Q252	C4	D804	H1	TPE11	N5
Q252	C4	D803	H1	TPE10	B5
Q251	D4	D802	G2	TPE9	E5
Q105	M8	D801	E1	TPE8	F5
Q104	M9	D705	J5	TPE7	I9
Q103	F10	D704	K5	TPE6	J10
Q102	G10	D703	K5	TPE5	G5
Q101	H10	D702	K5	TPE4	G5
		D701	K5	TPE3	E5
		D609	M5	TPE2	I5
		D607	L9	TPE1	M4



Y - BOARD TNP8EY012

TRANSISTORS

Q909	E1
Q908	C2
Q907	F4
Q906	G3
Q905	F5
Q354	A7
Q353	G6
Q352	F6
Q351	F6

DIODES

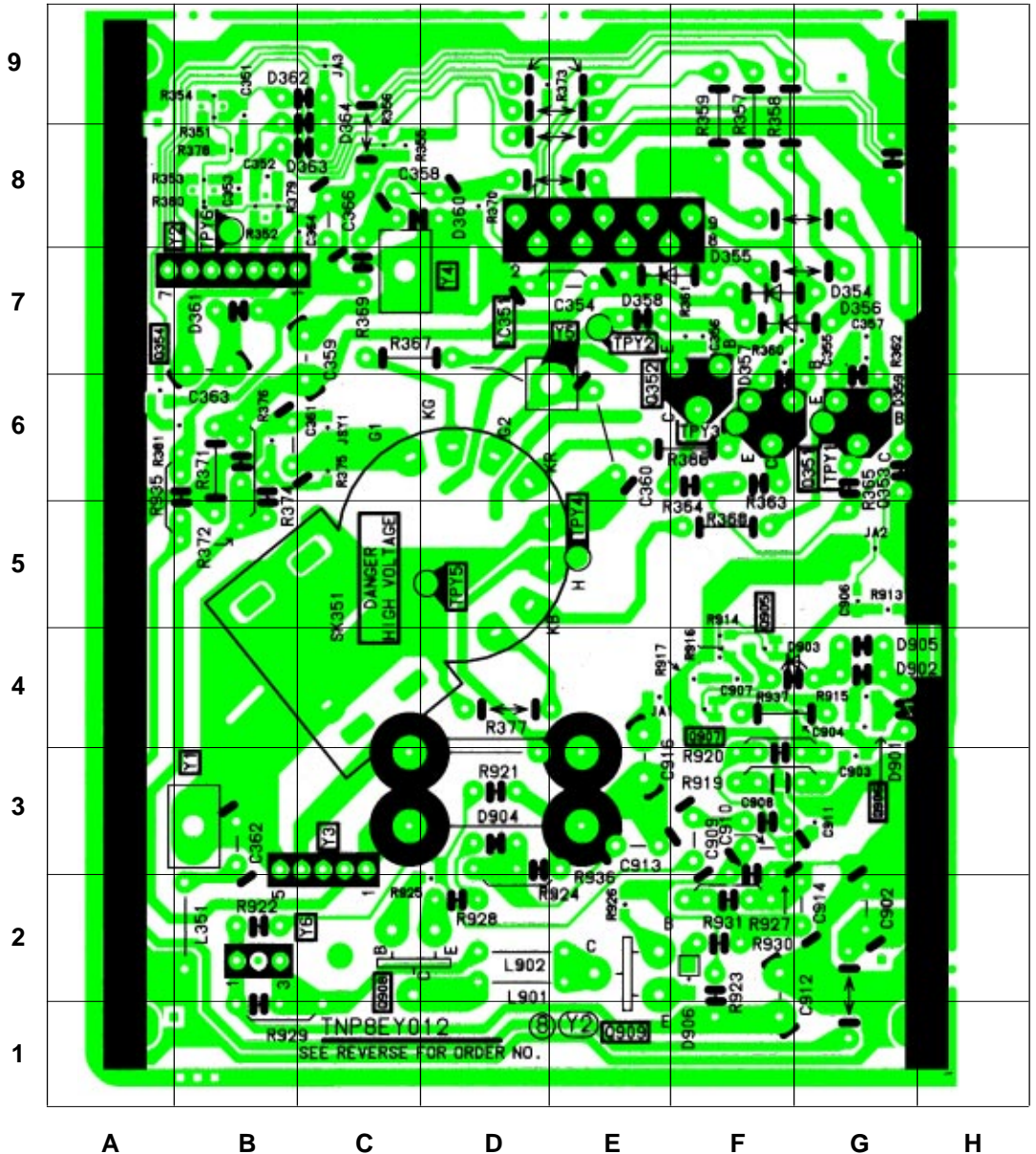
D906	F1
D905	G4
D904	D3
D902	G4
D901	G3
D364	C9
D363	C8
D362	B9
D361	B7
D360	D8
D359	G6
D358	E7
D357	F7
D356	G7
D355	F7
D354	G7

TEST POINTS

TPY6	B8
TPY5	D5
TPY4	E5
TPY3	F6
TPY2	E7
TPY1	G6

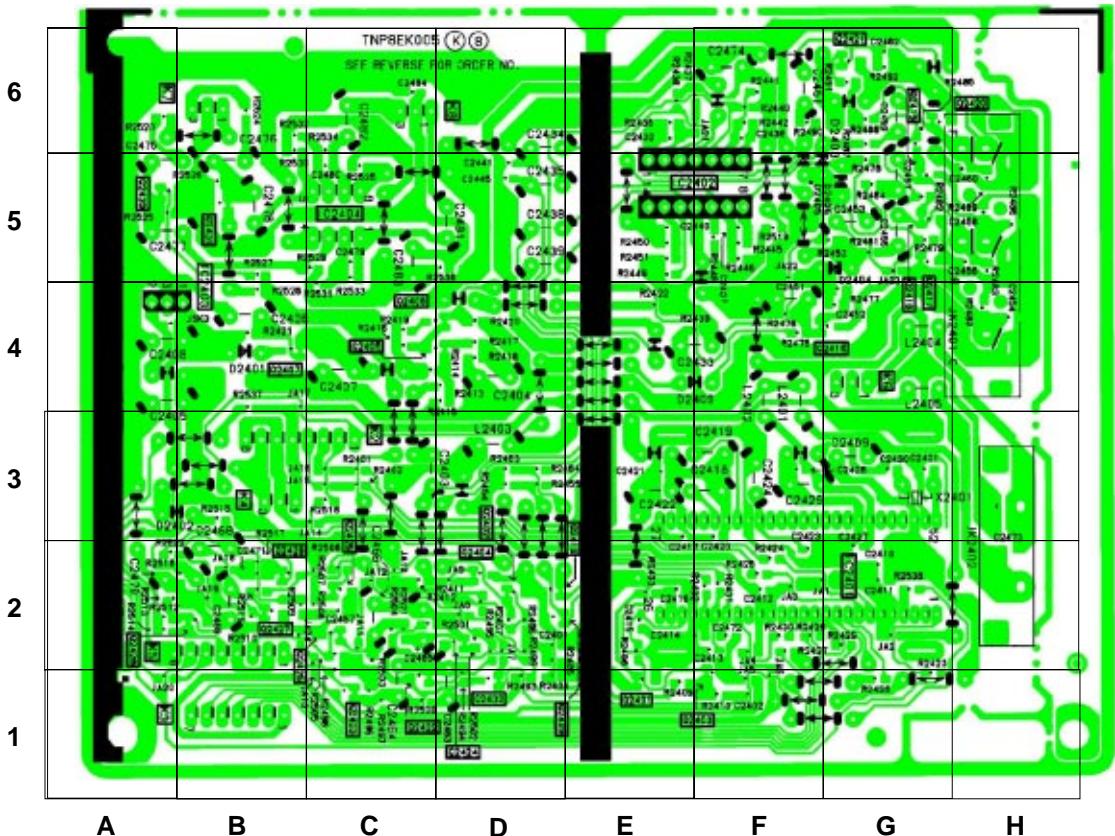
IC'S

IC351	E8
-------	----



K - BOARD TNP8EK005

TRAN'S	
D2	Q2432
B5	Q2431
A5	Q2430
B2	Q2429
A2	Q2428
B2	Q2427
C2	Q2426
C2	Q2425
D2	Q2424
C1	Q2423
C1	Q2422
G6	Q2421
G6	Q2420
G5	Q2419
G5	Q2418
G5	Q2417
F4	Q2416
D2	Q2410
D2	Q2409
B4	Q2407
C4	Q2406
C4	Q2405
D2	Q2404
F1	Q2403
D2	Q2402
E1	Q2401
IC'S	
C5	IC2404
A4	IC2403
E5	IC2402
G2	IC2401
DIODES	
E4	D2409
G5	D2408
F5	D2406
F5	D2405
A3	D2402
B4	D2401



C - BOARD TNP8EC003

TRAN'S	
Q2706	G10
Q2705	H6
Q2704	G7
Q2703	G9
Q2702	F9
Q2701	F9
DIODES	
D2720	E6
D2719	H10
D2718	G10
D2717	F3
D2716	F2
D2715	F6
D2714	F5
D2713	F8
D2712	F8
D2711	E7
D2710	C8
D2709	C2
D2708	C3
D2707	D6
D2706	C3
D2705	B5
IC'S	
IC2704	F3
IC2703	F6
IC2702	G8
IC2701	B4
TP'S	
TPC1	E7
TPC2	D7
TPC3	E9

